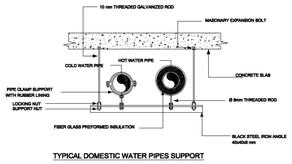

TYPICAL DOMESTIC WATER PIPES SUPPORT

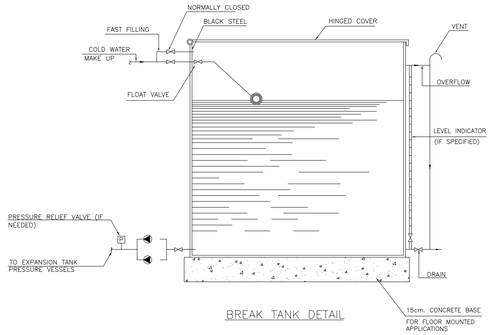

BREAK TANK DETAIL

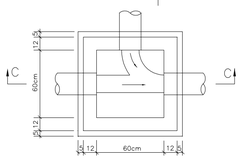

SECTION A–A
SCALE : 1/20

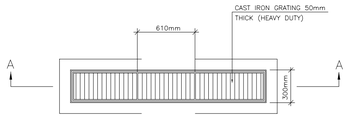

GUTTER DRAIN PLAN

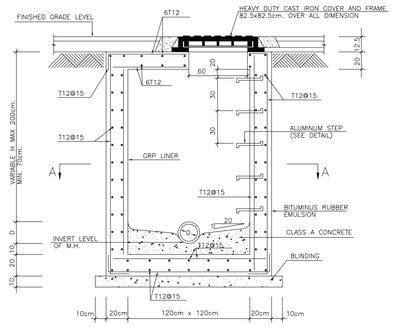

MANHOLE TYPE I
SACLE : 1/20

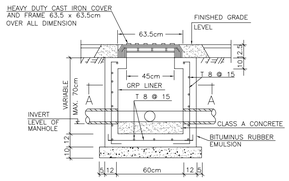

SECTION C–C
INSPECTION CHAMBER TYPE I
SCALE : 1/20

HEAVY DUTY RECESSED CAST IRON COVER AND FRAME 67 X 67cm.OVERALL DIMENSION.

LIGHT DUTY RECESSED CAST IRON COVER AND FRAME 55 x 55cm.OVERALL DIMENSION.

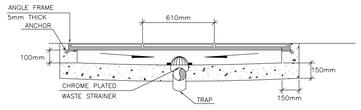

SECTION A–A

GRATING DETAIL
SCALE : 1/20

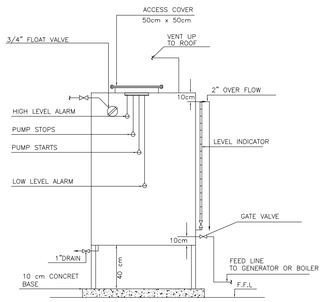

FUEL OIL DAILY TANK DETAIL
GENERATORS & BOILERS DAILY TANK

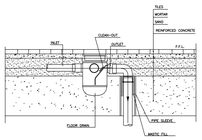

UPVC FLOOR DRAIN WITH CLEAN OUT

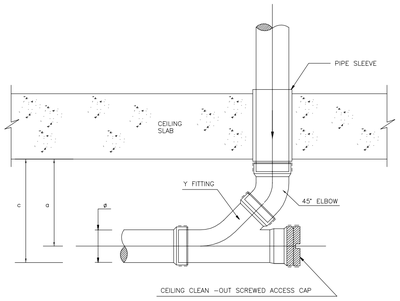

CEILING CLEAN –OUT SCREWED ACCESS CAP

ø	3" (82 mm.)	4" (110 mm.)	6" (160 mm.)
c	265 mm.	310 mm	440 mm.
a	220 mm.	250 mm.	360 mm.

UPVC CEILING CLEAN–OUT DETAIL

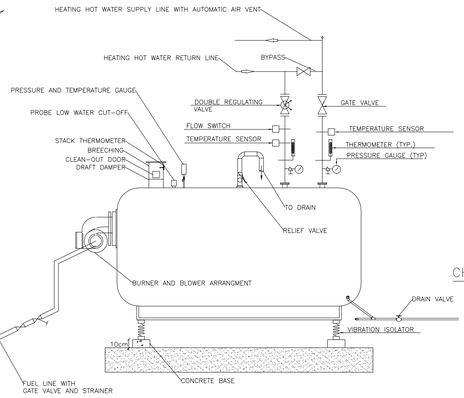

HOT WATER BOILER
INSTALLATION DETAIL

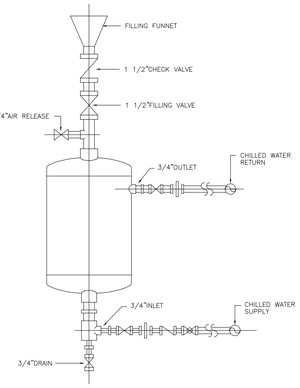

HEATING HOT WATER
CHEMICAL TREATMENT DOSING SYSTEM DETAILS

OPERATION:

FOR SHOT FEEDING THE UNIT IS ISOLATED FROM THE MAIN BY MEANS OF THE STOP VALVES. THE AIR VENT AND FILLING VALVES OPENED AND THE FEEDER CHARGED WITH TREATMENT SOLUTION. THE FILLING VALVE IS CLOSED AND THE INLET VALVE SLIGHTLY OPENED UNTIL WATER ESCAPES FROM THE AIR VALVE WHICH IS THEN CLOSED. BOTH INLET AND OUTLET VALVES CAN BE OPENED FULLY AND THE BY-PASS THROTTLED FOR FIVE TO TEN MINUTES TO FLUSH OUT THE TREATMENT SOLUTION. AFTER USE THE ISOLATING VALVES ARE CLOSED AND THE BY-PASS FULLY OPENED. THE DRAIN AND AIR VALVES MUST THEN BE OPENED TO DRAIN THE FEEDER WHICH SHOULD BE LEFT EMPTY.

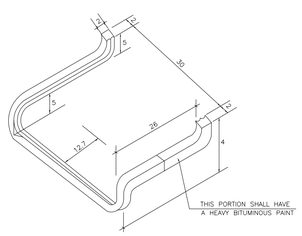

ALUMINUM MANHOLE STEP DETAIL

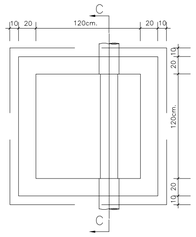

SECTION A–A
MANHOLE TYPE I

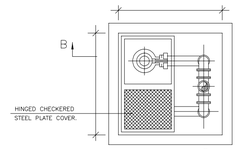

SECTION A–A

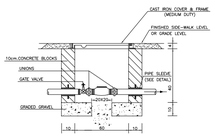

WATER METER MANHOLE DETAIL
SCALE : 1/10

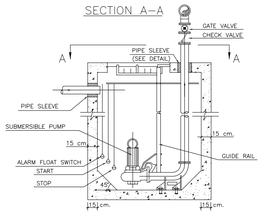

SECTION B–B
SUBMERSIBLE PUMP & SUMP DETAILS

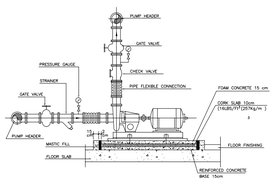

WATER SUPPLY PUMP
INSTALLATION DETAIL

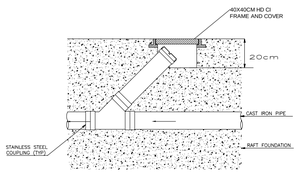

FLOOR CLEAN–OUT DETAIL
APPLICABLE IN 4TH BASEMENT
(INSTALLED AT 15M INTERVALS)
SCALE : NTS

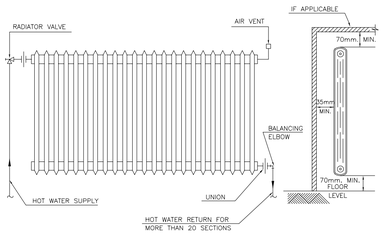

RADIATOR CONNECTIONS

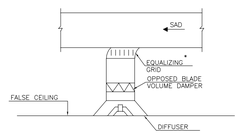

TYPICAL CEILING DIFFUSER
MOUNTING DETAILS

* NOTE TO ENG'R

- AT A POOR APPROACH FROM MAIN DUCT TO DIFFUSER AN EQUALIZING GRID SHALL BE INSTALLED TO MINIMIZE NOISE LEVEL AT DIFFUSER
- IN CRITICAL LOW NOISE LEVEL PROJECTS, POOR APPROACH AND CONSEQUENTLY EQUALIZING GRID SHOULD BE AVOIDED.

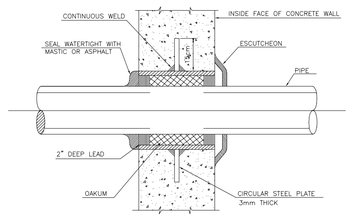

PIPE SLEEVE DETAIL
(FOR OUTSIDE WALL ABOVE OR BELOW GRADE)

ROOF VENT CAP

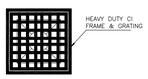

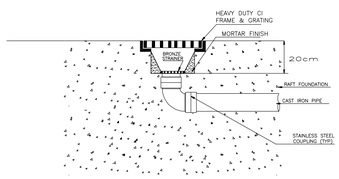

CONCRET DRAIN – BOTTOM OUTLET
APPLICABLE IN 4TH BASEMENT

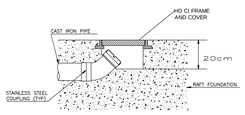

FLOOR CLEAN–OUT DETAIL
APPLICABLE IN BASEMENT
SCALE : NTS

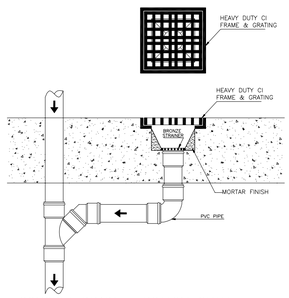

CONCRET DRAIN – BOTTOM OUTLET
APPLICABLE IN 1st 2ND, & 3RD BASEMENTS

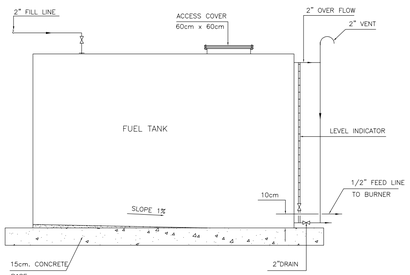

FUEL OIL STORAGE TANK DETAIL

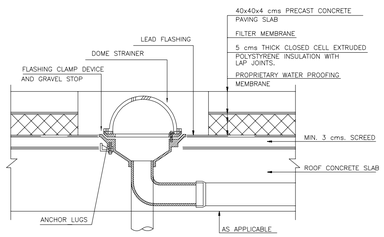

ROOF DRAIN OUTLET

NOTES

No.	REVISION	APP'D	DATE

CLIENT
الجمهورية اللبنانية
مجلس الإنماء والإعمار

CONSULTANT
خطيب وعلمي
شركة الاستشارات الهندسية ش.م.ل
Khatib & Alami
consolidated engineering company S.A.L

PROJECT TITLE
CHHIM GOVERNMENTAL OFFICES BUILDING

DRAWING TITLE
MECHANICAL MISCELLANEOUS DETAILS

	NAME	
DESIGNED	W.H	
DRAWN	I.F	
COORDINATED	H. JARRAH	
CHECKED	Y.K	
APPROVED	Y.K	
SCALE	AS SHOWN	
DATE	February 2016	

DRAWING No. M–01
PROJECT No. BY151600
FILE NAME BY1516–GNL–01

APPROVED FOR CONSTRUCTION
TENDER SUBMISSION
SHEET No.