



**JOURET EL TERMOS SCHOOL
KESERWAN - MOUNT LEBANON
LEBANON**



Volume IV – DRAWINGS
(الخرائط الفنية)

2025



**ABDULWAHED CHEHAB
CONSULTING ENGINEERING OFFICE**

JOURET EL TERMOS SCHOOL KESERWAN - MOUNT LEBANON



2025



FOR CONSTRUCTION

Client :

CONSULTANT :



Project Title :

JOURET EL TERMOS
PUBLIC SCHOOL

Notes:

- 1- DO NOT SCALE THIS DRAWING (DIMENSIONS SHOULD BE CALCULATED NOT SCALED).
- 2- ALL DIMENSIONS ARE IN MILLIMETERS UNLESS INDICATED OTHERWISE.
- 3- THE NOTES ON THIS SHEET ARE TO BE USED ON ALL ARCHITECTURAL DWGS.
- 4- ALL DWGS IN THIS FILE ARE TO BE READ IN CONJUNCTION WITH EACH OTHER IN ARCHITECTURAL, STRUCTURAL, ELECTRICAL, MECHANICAL, AND WITH THE SPECIFICATIONS & B.O.D.
- 5- ALL MECHANICAL ROOMS - TOILETS, KITCHENS, FLOORING SHALL RECEIVE COLD-FLUID WATERPROOFING BEFORE APPLYING ANY FINISH.
- 6- FOR EXACT LOCATION & DIMENSIONS OF PIPES USED FOR PUMPS, TRANSFORMERS, REFER TO ELECTRICAL-MECHANICAL & STRUCTURAL DWGS.
- 7- BLOCKWALLS SHALL BE LATERALLY SUPPORTED IN EITHER THE HORIZONTAL OR VERTICAL DIRECTION AT THE INTERVALS INDICATED ON STRUCTURAL DWGS.
- 8- ALL BLOCKWALLS TO EXTEND UP TO CONCRETE SLAB UNLESS OTHERWISE INDICATED.
- 9- ALL EQUIPMENTS FOR KITCHENS, RESTAURANT AND SHOWERS AS INDICATED ONLY. REFER TO SCHEDULE DWGS FOR ELECTRICAL-MECHANICAL DWGS FOR PROFESSIONAL COLLETS.
- 10- CONTRACTOR SHALL INSPECT THE SITE AND THE DESIGN FILE AND SPECIFICATIONS BEFORE WORKING ON SITE. IT IS THE CONTRACTOR'S DUTY TO UNDERSTAND ADDITIONAL OR NEW WORKS TO BE UNDERTAKEN FOR ANY DISCREPANCIES OF ANY SORT IN THE FINAL DRAWINGS BEFORE EXECUTION. IF ANY DISCREPANCIES OF ANY SORT ARE FOUND, IT IS THE CONTRACTOR'S DUTY TO INFORM THE ENGINEER & SUBMIT SHOP DWGS & PROPOSE SOLUTIONS FOR ENGINEER'S APPROVAL BEFORE EXECUTION IS UNDERTAKEN.
- 11- CONTRACTOR SHALL IMPOSE SAFETY & SECURITY MEASUREMENTS TO SITE & TO ALL ENGINEERS & VISITORS AS PER SPECIFICATIONS' GENERAL REQUIREMENTS. TEMPORARY CONSTRUCTION BARRIERS, SIGNS AND LIGHTING TO BE USED AS REQUIRED BY CONTRACTOR TO INSURE SAFETY ON SITE AT ALL TIMES.
- 12- ALL TEMPORARY STRUCTURES SHALL BE ADEQUATELY BRACED BY CONTRACTOR DURING THE COURSE OF CONSTRUCTION & AS REQUIRED FOR THE PROPER EXECUTION OF THE WORKS.
- 13- ALL CONCRETE WALLS AND CORES SHALL HAVE SMOOTH-FORMED FINISH.
- 14- ALL CONCRETE SLAB SLOTTI AND BEAMS SHALL HAVE SMOOTH-FORMED FINISH.
- 15- ALL SMOOTH FORM CONCRETE CORNERS SHALL BE CHAMFERED AT 45 DEGREES WITH OF DIAMETER = 20mm.
- 16- ALL CONCRETE RELATED WORKS INCLUDING RESERVOIRS, SHAFTS, DOOR OPENINGS AND UNDECKED ACCESSORIES FOR THE LIFTS, ESCALATORS, DUMPWATERS SHALL BE COORDINATED ON SITE BY THE GENERAL CONTRACTOR AND ALL HIS SUBCONTRACTORS.
- 17- REFLECTED CEILING IN NURSE STATION ARE TO BE COORDINATED WITH CONSULTANT FOR FINAL APPROVAL.

LIST OF DRAWINGS

ARCHITECTURAL

L179-CD-A-000-A1	COVER PAGE	NTS
L179-CD-A-001-A1	LIST OF DRAWINGS	NTS
L179-CD-A-101-A1	SITE PLAN	1/200
L179-CD-A-102-A1	GROUND FLOOR PLAN	AS
L179-CD-A-103-A1	MEZZANINE FLOOR PLAN	AS
L179-CD-A-104-A1	FIRST FLOOR PLAN	AS
L179-CD-A-105-A1	SECOND FLOOR PLAN	AS
L179-CD-A-106-A1	ROOF FLOOR PLAN	AS
L179-CD-A-107-A1	SECTION A-A / B-B	AS
L179-CD-A-108-A1	SECTION C-C / D-D	AS
L179-CD-A-109-A1	EXTERNAL PLAYGROUND @ GROUND FLOOR	AS
L179-CD-A-110-A1	EXTERNAL PLAYGROUND @ FIRST FLOOR	AS
L179-CD-A-111-A1	EXTERNAL PLAYGROUND @ ROOF	AS
L179-CD-A-112-A1	PLAYGROUND SECTION	AS
L179-CD-A-201-A1	IMPLEMENTATION FLOOR PLAN	1/200
L179-CD-A-202-A1	STRUCTURAL FOUNDATION FLOOR PLAN	1/200

MECHANICAL

L179-CD-M-301-A1	WATER SUPPLY LAYOUT	AS
L179-CD-M-302-A1	DRAINAGE LAYOUT	AS
L179-CD-M-303-A1	HEATING LAYOUT	AS
L179-CD-M-304-A1	VENTILLATION LAYOUT	AS
L179-CD-M-305-A1	PLAYGROUND WATER SUPPLY LAYOUT	AS
L179-CD-M-306-A1	PLAYGROUND DRAINAGE LAYOUT	AS
L179-CD-M-307-A1	PLAYGROUND RAIN WATER LAYOUT	AS
L179-CD-M-308-A1	PLAYGROUND VENTILLATION LAYOUT	AS

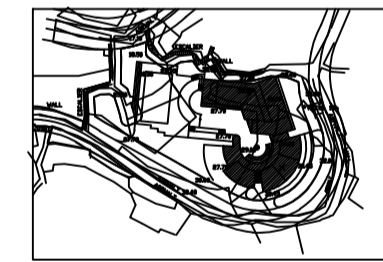
ELECTRICAL

L179-CD-E-401-A1	LIGHTING LAYOUT	AS
L179-CD-E-402-A1	POWER LAYOUT	AS
L179-CD-E-403-A1	LOW CURRENT	AS
L179-CD-E-403-A1	PANEL BOARD	AS

North



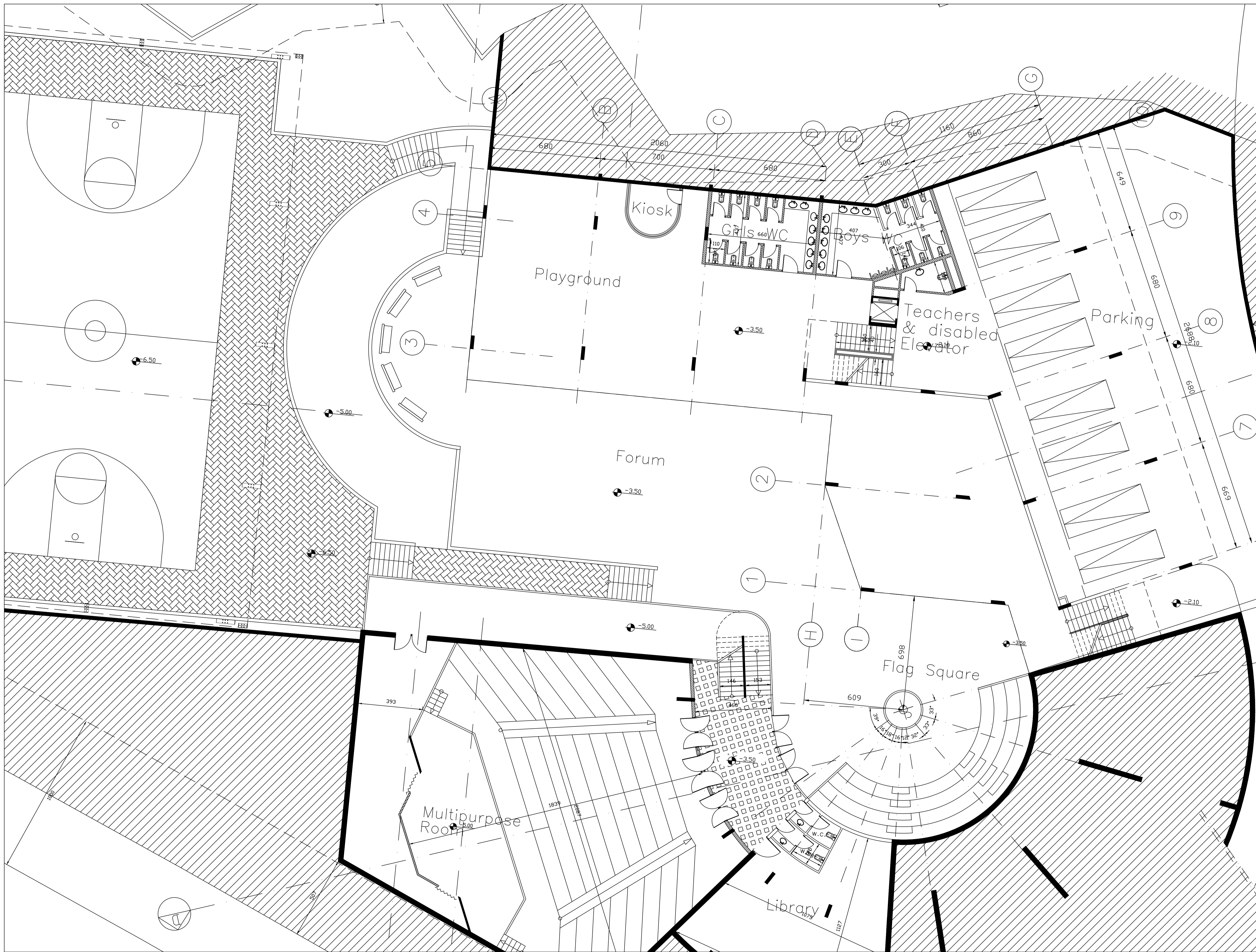
KEY PLAN



0	CLIENT	00/00/14	Approved Issue	A.C.
Revised	ISSUED TO	DATE	DESCRIPTION	AUTH.
Revisions	Date	JAN. 2025		
Scale	NTS			
Drawn	---			
Designed	---			
Checked	M.K.			
Approved	A.C.			
Title	SCHEDULE OF DRAWINGS			

Sheet

L179-CD-A-001-A1



FOR CONSTRUCTION

Client :

CONSULTANT :




Project Title :
**JOURET EL TERMOS
 PUBLIC SCHOOL**

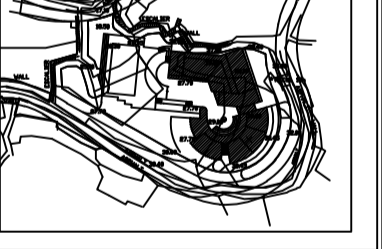
Notes:

- 1- DO NOT SCALE THIS DRAWING (DIMENSIONS SHOULD BE CALCULATED NOT SCALED).
- 2- ALL DIMENSIONS ARE IN MILLIMETERS UNLESS INDICATED OTHERWISE.
- 3- THE NOTES ON THIS SHEET ARE TO BE USED ON ALL ARCHITECTURAL DWGS.
- 4- ALL DWGS IN THIS FILE ARE TO BE READ IN CONJUNCTION WITH EACH OTHER IN ARCHITECTURAL, STRUCTURAL, ELECTRICAL, MECHANICAL, AND SANITARY. REFER TO THE SPECIFICATIONS & BIDD.
- 5- ALL MECHANICAL ROOMS - TOILETS, KITCHENS, FLOORING SHALL RECEIVE COLD-FLUID WATERPROOFING BEFORE APPLYING ANY FINISH.
- 6- FOR EXACT LOCATION & DIMENSIONS OF PIPES USED FOR PUMPS, TRANSFORMERS, REFER TO ELECTRICAL-MECHANICAL & STRUCTURAL DWGS.
- 7- BLOCKWALLS SHALL BE LATERALLY SUPPORTED IN EITHER THE HORIZONTAL OR VERTICAL DIRECTION AT THE INTERVALS INDICATED ON STRUCTURAL DWGS.
- 8- ALL BLOCKWALLS TO EXTEND UP TO CONCRETE SLAB UNLESS OTHERWISE INDICATED.
- 9- ALL EQUIPMENTS FOR KITCHENS, RESTAURANT AND SHOWERS AS INDICATED ONLY. REFER TO ELECTRICAL-MECHANICAL DWGS FOR PROFESSIONAL OUTLETS.
- 10- CONTRACTOR SHALL INSPECT THE SITE AND THE DESIGN FILE AND SPECIFICATIONS BEFORE PROCEEDING ON SITE. IT IS THE CONTRACTOR'S DUTY TO UNDERTAKE ANY ADDITIONAL OR NEW SURVEYS TO UNDERTAKE ANY DISCREPANCIES OF ANY SORT IN THE FINAL DRAWINGS BEFORE EXECUTION. IF ANY DISCREPANCIES OF ANY SORT ARE FOUND, IT IS THE CONTRACTOR'S DUTY TO FORM THE ENGINEER & SUBMIT SHOP DWGS & PROPOSE SOLUTIONS FOR ENGINEER'S APPROVAL BEFORE EXECUTION IS UNDERTAKEN.
- 11- CONTRACTOR SHALL IMPOSE SAFETY & SECURITY MEASUREMENTS TO SITE & TO ALL ENGINEERS & VISITORS AS PER SPECIFICATIONS' GENERAL REQUIREMENTS. TEMPORARY CONSTRUCTION BARRIERS, SIGNS AND LIGHTING TO BE USED AS REQUIRED BY CONTRACTOR TO INSURE SAFETY ON SITE AT ALL TIMES.
- 12- ALL TEMPORARY STRUCTURES SHALL BE ADEQUATELY BRACED BY CONTRACTOR DURING THE COURSE OF CONSTRUCTION & AS REQUIRED.
- 13- ALL CONCRETE WALLS AND CORES SHALL HAVE SMOOTH-FORMED FINISH.
- 14- ALL CONCRETE SLAB JOINTS AND BEAMS SHALL HAVE SMOOTH-FORMED FINISH.
- 15- ALL SMOOTH FORM CONCRETE CORNERS SHALL BE CHAMFERED AT 45 DEGREE WITH OF DIAMETER = 20mm.
- 16- ALL CONCRETE RELATED WORKS INCLUDING RESERVATIONS, SHAFTS, DOOR OPENINGS AND DIRECTED ACCESSORIES SHALL BE COORDINATED ON SITE BY THE GENERAL CONTRACTOR AND ALL HIS SUBCONTRACTORS.
- 17- REFLECTED CEILING IN NURSE STATION ARE TO BE COORDINATED WITH CONSULTANT FOR FINAL APPROVAL.

North



KEY PLAN



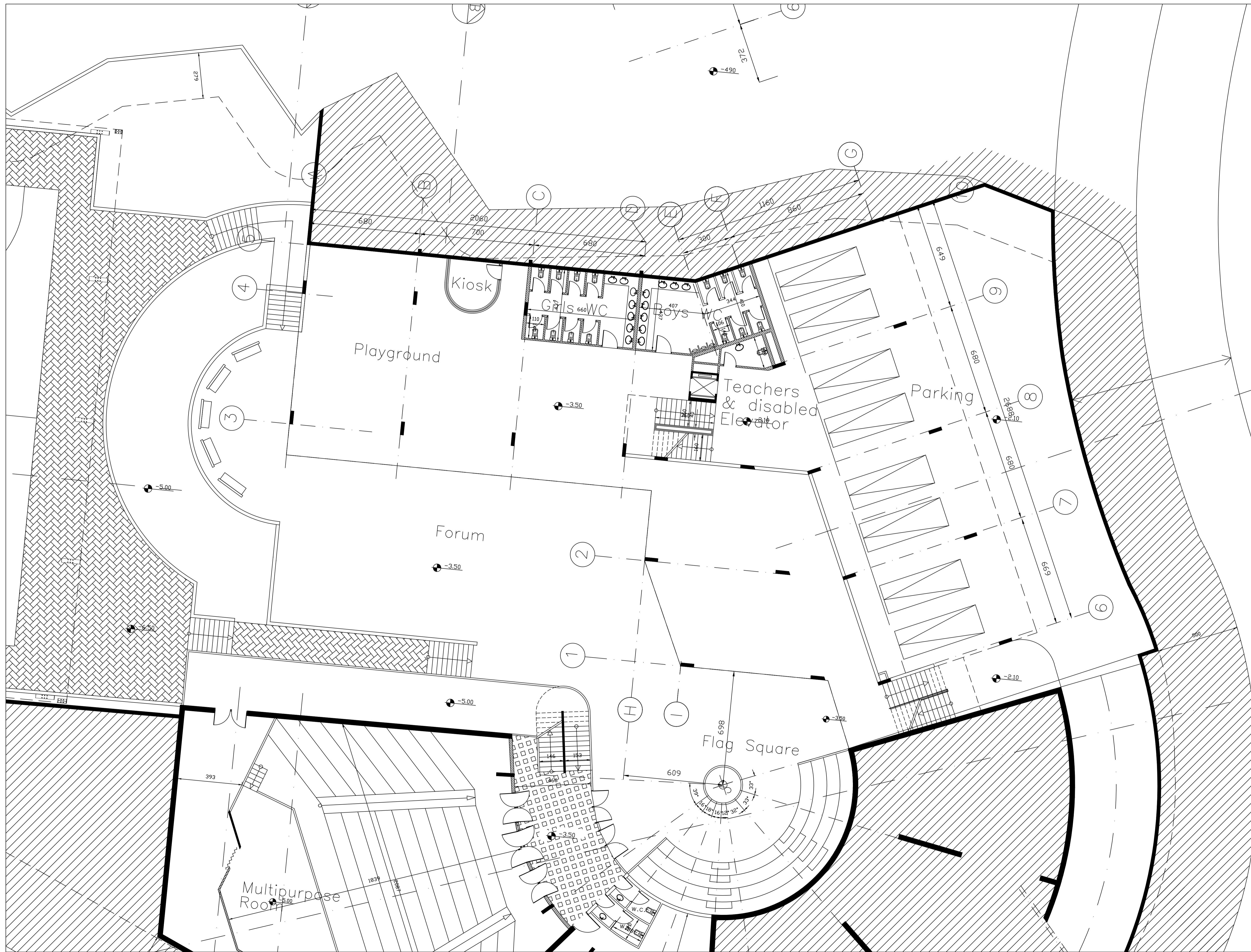
Rev#	ISSUED TO	DATE	DESCRIPTION	AUTH.
0	CLIENT	00/00/14	Approved Issue	A.C.

Revisions
 Date: JAN. 2025
 Scale: 1/100
 Drawn: ---
 Designed: ---
 Checked: M.K.
 Approved: A.C.
 Title

GROUND FLOOR PLAN

Sheet

179-CD-A-102-A1



FOR CONSTRUCTION

Client :

CONSULTANT :



Project Title :
**JOURET EL TERMOS
 PUBLIC SCHOOL**

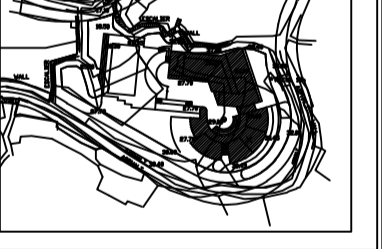
Notes:

- 1- DO NOT SCALE THIS DRAWING (DIMENSIONS SHOULD BE CALCULATED NOT SCALED).
- 2- ALL DIMENSIONS ARE IN MILLIMETERS UNLESS INDICATED OTHERWISE.
- 3- THE NOTES ON THIS SHEET ARE TO BE USED ON ALL ARCHITECTURAL DWGS.
- 4- ALL DWGS IN THIS FILE ARE TO BE READ IN CONJUNCTION WITH EACH OTHER IN ARCHITECTURAL, STRUCTURAL, ELECTRICAL, MECHANICAL, AND PLUMBING SPECIFICATIONS & SCHEDULES.
- 5- ALL MECHANICAL ROOMS, TOILETS, KITCHENS, FLOORING SHALL RECEIVE COLD-FLUID WATERPROOFING BEFORE APPLYING ANY FINISH.
- 6- FOR EXACT LOCATION & DIMENSIONS OF PAU USED FOR PUMPS, TRANSFORMERS, REFER TO ELECTRICAL-MECHANICAL & STRUCTURAL DWGS.
- 7- BLOCKWALLS SHALL BE LATERALLY SUPPORTED IN EITHER THE HORIZONTAL OR VERTICAL DIRECTION AT INTERVALS INDICATED ON STRUCTURAL DWGS.
- 8- ALL BLOCKWALLS TO EXTEND UP TO CONCRETE SLAB UNLESS OTHERWISE INDICATED.
- 9- ALL EQUIPMENTS FOR KITCHENS, RESTAURANT ARE SHOWN AS INDICATIVE ONLY. REFER TO SHEET CIVIL WORKS FOR ELECTRICAL-MECHANICAL DWGS FOR PROFESSIONAL CONSULTANT'S APPROVAL.
- 10- CONTRACTOR SHALL INSPECT THE SITE AND THE DESIGN FILE AND SPECIFICATIONS BEFORE PROCEEDING ON SITE. IT IS THE CONTRACTOR'S DUTY TO UNDERTAKE ADDITIONAL OR NEW SURVEYS TO VERIFY ANY DISCREPANCIES OF ANY SORT IN THE FINAL DRAWINGS BEFORE EXECUTION. IF ANY DISCREPANCIES OF ANY SORT ARE FOUND, IT IS THE CONTRACTOR'S DUTY TO INFORM THE ENGINEER & TO SUBMIT SHOP DWGS & PROPOSE SOLUTIONS FOR ENGINEER'S APPROVAL BEFORE EXECUTION IS UNDERTAKEN.
- 11- CONTRACTOR SHALL IMPOSE SAFETY & SECURITY MEASUREMENTS TO SITE & TO ALL WORKERS & VISITORS AS PER THE SPECIFICATIONS GENERAL REQUIREMENTS. TEMPORARY CONSTRUCTION BARRIERS, SIGNS AND LIGHTING TO BE USED AS REQUIRED BY CONTRACTOR TO INSURE SAFETY ON SITE AT ALL TIMES.
- 12- ALL TEMPORARY STRUCTURES SHALL BE ADEQUATELY BRACED BY CONTRACTOR DURING THE COURSE OF CONSTRUCTION & AS REQUIRED BY THE GENERAL REQUIREMENTS.
- 13- ALL CONCRETE WALLS AND CORES SHALL HAVE SMOOTH-FORMED FINISH.
- 14- ALL CONCRETE SLAB SLOTTING AND BEAMS SHALL HAVE SMOOTH-FORMED FINISH.
- 15- ALL SMOOTH FORM CONCRETE CORNERS SHALL BE CHAMFERED AT 45 DEGREES WITH OF CHAMFER = 20mm.
- 16- ALL CONCRETE RELATED WORKS INCLUDING RESERVATIONS, SHAFTS, DOOR OPENINGS AND DIMENDED ACCESSORIES FOR THE LIFTS, ESCALATORS, DAMPERS SHALL BE COORDINATED ON SITE BY THE GENERAL CONTRACTOR AND ALL HIS SUBCONTRACTORS.
- 17- REFLECTED CEILING IN NURSE STATION ARE TO BE COORDINATED WITH CONSULTANT FOR FINAL APPROVAL.

North



KEY PLAN

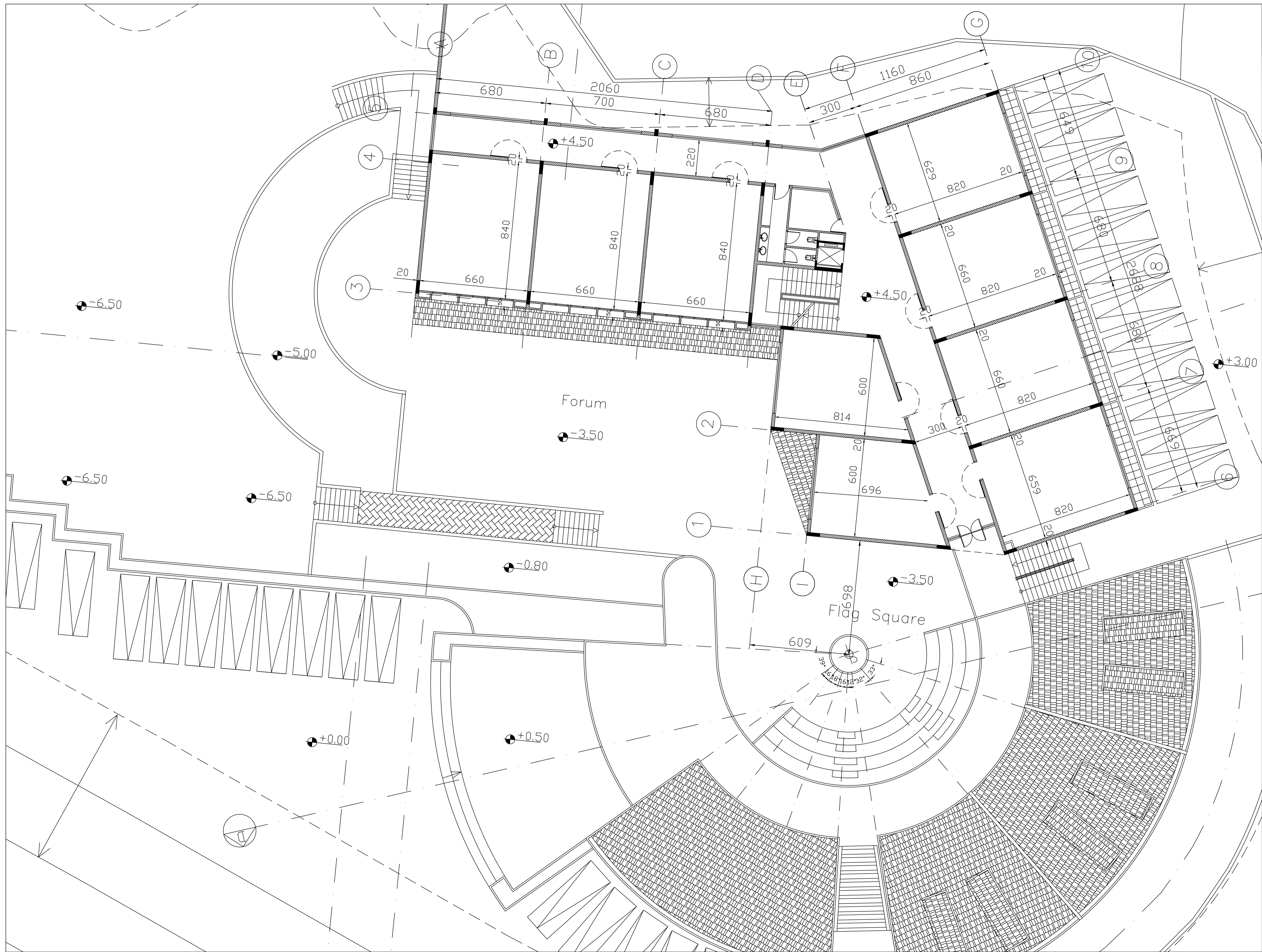


0	CLIENT	00/00/14	Approved Issue	A.C.
Revisions	ISSUED TO	DATE	DESCRIPTION	AUTH.
Date	JAN. 2025			
Scale	1/100			
Drawn	---			
Designed	---			
Checked	M.K.			
Approved	A.C.			
Title	MEZZANINE FLOOR PLAN			

MEZZANINE FLOOR PLAN

Sheet

179-CD-A-103-A1



FOR CONSTRUCTION

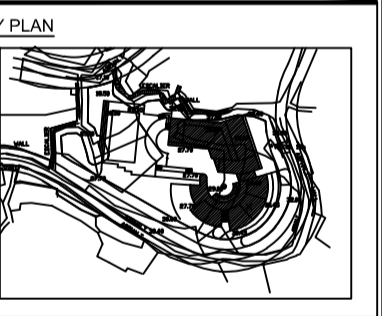

Client :

CONSULTANT :



Project Title :
**JOURET EL TERMOS
 PUBLIC SCHOOL**

- Notes:
- DO NOT SCALE THIS DRAWING (DIMENSIONS SHOULD BE CALCULATED NOT SCALED).
 - ALL DIMENSIONS ARE IN MILLIMETERS UNLESS INDICATED OTHERWISE.
 - THE NOTES ON THIS SHEET ARE TO BE USED ON ALL ARCHITECTURAL DWGS.
 - ALL DWGS IN THIS FILE ARE TO BE READ IN CONJUNCTION WITH EACH OTHER (E. ARCHITECTURAL, STRUCTURAL, ELECTRICAL, MECHANICAL) ALONG WITH THE SPECIFICATIONS & B.O.I.
 - ALL MECHANICAL ROOMS, TOILETS, KITCHENS, FLOORING SHALL RECEIVE COLD-FLUID WATERPROOFING BEFORE APPLYING ANY FINISH.
 - FOR EXACT LOCATION & DIMENSIONS OF PAF USED FOR PUMPS, TRANSFORMERS... REFER TO ELECTRO-MECHANICAL & STRUCTURAL DWGS.
 - BLOCKWALLS SHALL BE LATERALLY SUPPORTED IN EITHER THE HORIZONTAL OR VERTICAL DIRECTION AT THE INTERVALS INDICATED ON STRUCTURAL DWGS.
 - ALL BLOCKWALLS TO EXTEND UP TO CONCRETE SLAB UNLESS OTHERWISE INDICATED.
 - ALL EQUIPMENTS FOR KITCHENS, RESTAURANT SHALL BE SHOWN AS INDICATED ONLY. REFER TO STRUCTURE DWGS FOR ELECTRICAL DWGS FOR PROFESSIONAL COLLETS.
 - CONTRACTOR SHALL INSPECT THE SITE AND THE DESIGN FILE AND SPECIFICATIONS BEFORE BEING PROVED ON SITE. IT IS THE CONTRACTOR'S DUTY TO UNDERSTAND ANY DISCREPANCIES OF ANY SORT IN THE FINAL DRAWINGS BEFORE EXECUTION. IF ANY DISCREPANCIES OF ANY SORT ARE FOUND, IT IS THE CONTRACTOR'S DUTY TO INFORM THE ENGINEER & TO SUBMIT SHOP DWGS & PROPOSE SOLUTIONS FOR ENGINEER'S APPROVAL BEFORE EXECUTION IS UNDERTAKEN.
 - CONTRACTOR SHALL IMPOSE SAFETY & SECURITY MEASUREMENTS TO SITE & TO ALL ENGINEERS & VISITORS AS PER SPECIFICATIONS' GENERAL REQUIREMENTS. TEMPORARY CONSTRUCTION BARRIERS, SIGNS AND LIGHTING TO BE USED AS REQUIRED BY CONTRACTOR TO INSURE SAFETY ON SITE AT ALL TIMES.
 - ALL TEMPORARY STRUCTURES SHALL BE ADEQUATELY BRACED BY CONTRACTOR DURING THE COURSE OF EXECUTION & AS REQUIRED BY CONTRACTOR TO INSURE SAFETY ON SITE AT ALL TIMES.
 - ALL CONCRETE WALLS AND CORES SHALL HAVE SMOOTH-FORMED FINISH.
 - ALL CONCRETE SLAB SOFFIT AND BEAMS SHALL HAVE SMOOTH-FORMED FINISH.
 - ALL SMOOTH FORM CONCRETE CORNERS SHALL BE CHAMFERED AT 45 DEGREE WITH OF CHAMFER = 20mm.
 - ALL CONCRETE RELATED WORKS INCLUDING RESERVATIONS, SHAFTS, DOOR OPENINGS AND INCREASING ACCESSORIES FOR THE LIFTS, ESCALATORS, DAMPERS SHALL BE COORDINATED ON SITE BY THE GENERAL CONTRACTOR AND ALL HIS SUBCONTRACTORS.
 - REFLECTED CEILING IN NURSE STATION ARE TO BE COORDINATED WITH CONSULTANT FOR FINAL APPROVAL.

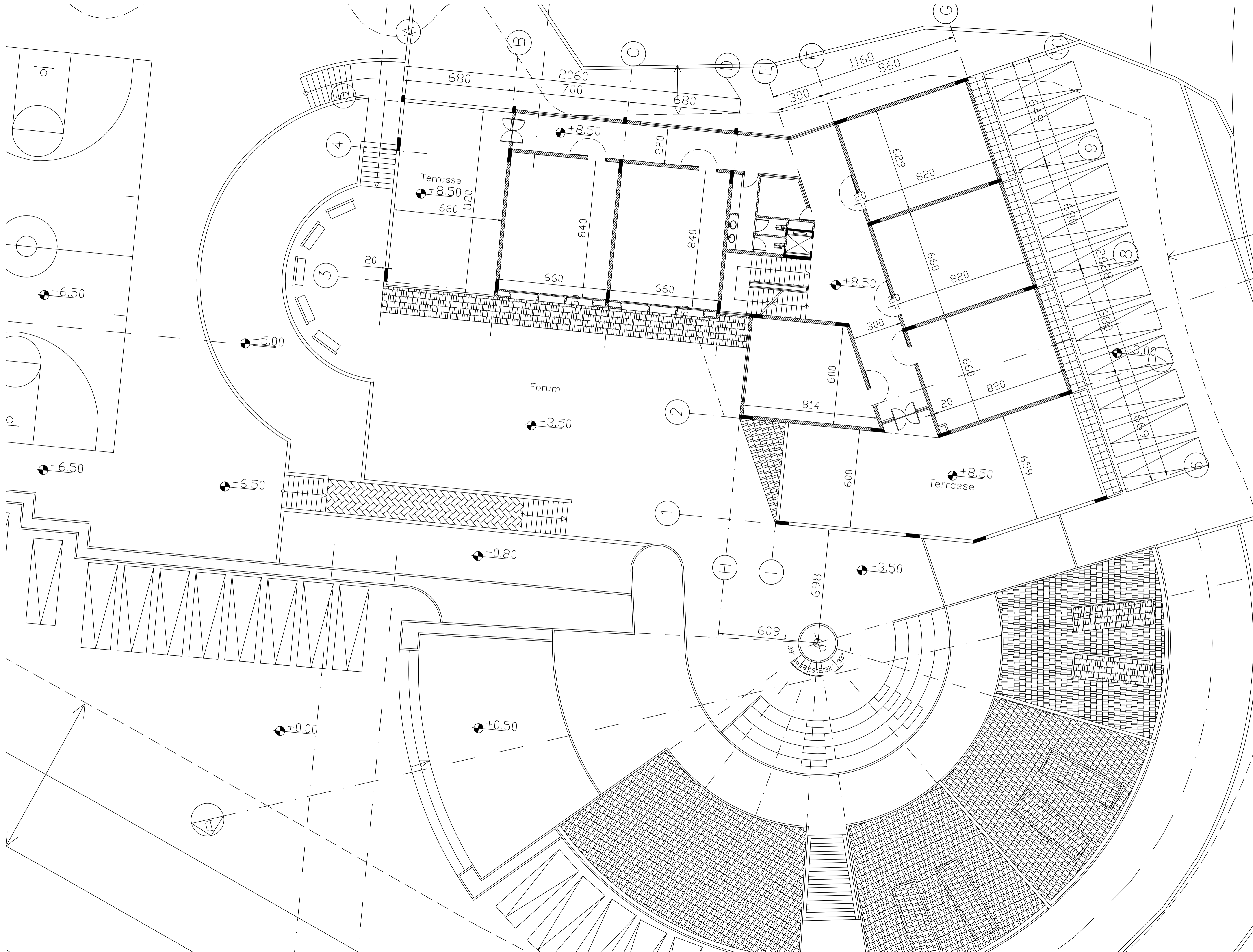


REV.	ISSUED TO	DATE	DESCRIPTION	AUTH.
0	CLIENT	00/00/14	Approved Issue	A.C.

Revisions
 Date: JAN. 2025
 Scale: 1/100
 Drawn: ---
 Designed: ---
 Checked: M.K.
 Approved: A.C.

Title
FIRST FLOOR PLAN

Sheet
 179-CD-A-104-A1



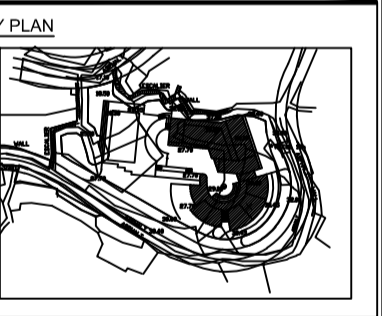

FOR CONSTRUCTION

Client :



Project Title :
**JOURET EL TERMOS
 PUBLIC SCHOOL**

- Notes:
- 1- DO NOT SCALE THIS DRAWING (DIMENSIONS SHOULD BE CALCULATED NOT SCALED).
 - 2- ALL DIMENSIONS ARE IN MILLIMETERS UNLESS INDICATED OTHERWISE.
 - 3- THE NOTES ON THIS SHEET ARE TO BE USED ON ALL ARCHITECTURAL DWGS.
 - 4- ALL DWGS IN THIS FILE ARE TO BE READ IN CONJUNCTION WITH EACH OTHER IN ARCHITECTURAL, STRUCTURAL, ELECTRICAL, MECHANICAL, AND PLUMBING DWGS WITH THE SPECIFICATIONS & B.O.D.
 - 5- ALL MECHANICAL ROOMS, TOILETS, KITCHENS, FLOORING SHALL RECEIVE COLD-FLUID WATERPROOFING BEFORE APPLYING ANY FINISH.
 - 6- FOR EXACT LOCATION & DIMENSIONS OF PIPES USED FOR PUMPS, TRANSFORMERS, REFER TO ELECTRO-MECHANICAL & STRUCTURAL DWGS.
 - 7- BLOCKHOLE SHALL BE LATERALLY SUPPORTED IN EITHER THE HORIZONTAL OR VERTICAL DIRECTION AT THE INTERVALS INDICATED ON STRUCTURAL DWGS.
 - 8- ALL BLOCKHOLE TO EXTEND UP TO CONCRETE SLAB UNLESS OTHERWISE INDICATED.
 - 9- ALL EQUIPMENTS FOR KITCHENS, RESTAURANT ARE SHOWN AS INDICATIVE ONLY. REFER TO STRUCTURAL DWGS FOR EXACT LOCATION & DIMENSIONS OF PROFESSIONAL COLLECTS.
 - 10- CONTRACTOR SHALL INSPECT THE SITE AND THE DESIGN FILE AND SPECIFICATIONS BEFORE PROCEEDING ON SITE. IT IS THE CONTRACTOR'S DUTY TO VERIFY FOR ANY DISCREPANCIES OF ANY SORT IN THE FINAL DRAWINGS BEFORE EXECUTION. IF ANY DISCREPANCIES OF ANY SORT ARE FOUND, IT IS THE CONTRACTOR'S DUTY TO FORM THE ENGINEER & SUBMIT SHOP DWGS & PROPOSE SOLUTIONS FOR ENGINEER'S APPROVAL BEFORE EXECUTION IS UNDERTAKEN.
 - 11- CONTRACTOR SHALL IMPOSE SAFETY & SECURITY MEASUREMENTS TO SITE & TO ALL ENGINEERS & VISITORS AS PER SPECIFICATIONS' GENERAL REQUIREMENTS. TEMPORARY CONSTRUCTION BARRIERS SIGNS AND LIGHTING TO BE USED AS REQUIRED BY CONTRACTOR TO INSURE SAFETY ON SITE AT ALL TIMES.
 - 12- ALL TEMPORARY STRUCTURES SHALL BE ADEQUATELY BRACED BY CONTRACTOR DURING THE COURSE OF CONSTRUCTION & AS REQUIRED.
 - 13- ALL CONCRETE WALLS AND CORES SHALL HAVE SMOOTH-FORMED FINISH.
 - 14- ALL CONCRETE SLAB SLOTTING AND BEAMS SHALL HAVE SMOOTH-FORMED FINISH.
 - 15- ALL SMOOTH FORM CONCRETE CORNERS SHALL BE CHAMFERED AT 45 DEGREE WITH OF CHAMFER = 20mm.
 - 16- ALL CONCRETE RELATED WORKS INCLUDING RESERVATIONS, SHAFTS, DOOR OPENINGS AND INCREASED ACCESSORIES FOR THE LIFTS, ESCALATORS, DAMPERS SHALL BE COORDINATED ON SITE BY THE GENERAL CONTRACTOR AND ALL HIS SUBCONTRACTORS.
 - 17- REFLECTED CEILING IN NURSE STATION ARE TO BE COORDINATED WITH CONSULTANT FOR FINAL APPROVAL.



REV	ISSUED TO	DATE	DESCRIPTION	AUTH.
0	CLIENT	00/00/14	Approved Issue	A.C.

Revisions
 Date: JAN. 2025
 Scale: 1/100
 Drawn: ---
 Designed: ---
 Checked: M.K.
 Approved: A.C.
 Title: ---

SECOND FLOOR PLAN

Sheet
 179-CD-A-105-A1

FOR CONSTRUCTION

Client :

CONSULTANT :




Project Title :
**JOURET EL TERMOS
PUBLIC SCHOOL**

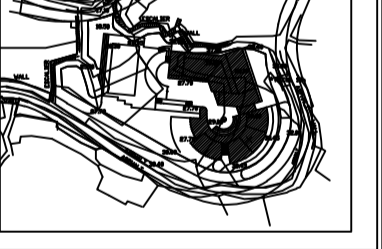
Notes:

- 1- DO NOT SCALE THIS DRAWING (DIMENSIONS SHOULD BE CALCULATED NOT SCALED).
- 2- ALL DIMENSIONS ARE IN MILLIMETERS UNLESS INDICATED OTHERWISE.
- 3- THE NOTES ON THIS SHEET ARE TO BE USED ON ALL ARCHITECTURAL DWGS.
- 4- ALL DWGS IN THIS FILE ARE TO BE READ IN CONJUNCTION WITH EACH OTHER IN ARCHITECTURAL, STRUCTURAL, ELECTRICAL, MECHANICAL, AND WITH THE SPECIFICATIONS & B.O.D.
- 5- ALL MECHANICAL ROOMS - TOILETS, KITCHENS, FLOORING SHALL RECEIVE COLD-FLUID WATERPROOFING BEFORE APPLYING ANY FINISH.
- 6- FOR EXACT LOCATION & DIMENSIONS OF PAV. USED FOR PARKS, TRANSFORMERS... REFER TO ELECTRICAL-MECHANICAL & STRUCTURAL DWGS.
- 7- BLOCKWALLS SHALL BE LATERALLY SUPPORTED IN EITHER THE HORIZONTAL OR VERTICAL DIRECTION AT THE INTERVALS INDICATED ON STRUCTURAL DWGS.
- 8- ALL BLOCKWALLS TO EXTEND UP TO CONCRETE SLAB UNLESS OTHERWISE INDICATED.
- 9- ALL EQUIPMENTS FOR KITCHENS, RESTAURANT ARE SHOWN AS INDICATIVE ONLY. REFER TO SCHEDULE DWGS FOR ELECTRICAL-MECHANICAL DWGS FOR PROFESSIONAL OUTLETS.
- 10- CONTRACTOR SHALL INSPECT THE SITE AND THE DESIGN FILE AND SPECIFICATIONS BEFORE WORKING ON SITE. IT IS THE CONTRACTOR'S DUTY TO UNDERTAKE ADDITIONAL OR NEW SURVEYS TO CORRECT ANY DISCREPANCIES OF ANY SORT IN THE FINAL DRAWINGS BEFORE EXECUTION. IF ANY DISCREPANCIES OF ANY SORT ARE FOUND, IT IS THE CONTRACTOR'S DUTY TO INFORM THE ENGINEER & TO SUBMIT SHOP DWGS & PROPOSE SOLUTIONS FOR ENGINEER'S APPROVAL BEFORE EXECUTION IS UNDERTAKEN.
- 11- CONTRACTOR SHALL IMPOSE SAFETY & SECURITY MEASUREMENTS TO SITE & TO ALL ENGINEERS & VISITORS AS PER SPECIFICATIONS' GENERAL REQUIREMENTS. TEMPORARY CONSTRUCTION BARRIERS SIGNS AND LIGHTING TO BE USED AS REQUIRED BY CONTRACTOR TO INSURE SAFETY ON SITE AT ALL TIMES.
- 12- ALL TEMPORARY STRUCTURES SHALL BE ADEQUATELY BRACED BY CONTRACTOR DURING THE COURSE OF EXECUTION & AS REQUIRED.
- 13- ALL CONCRETE WALLS AND CORES SHALL HAVE SMOOTH-FORMED FINISH.
- 14- ALL CONCRETE SLAB SLOTTING AND BEAMS SHALL HAVE SMOOTH-FORMED FINISH.
- 15- ALL SMOOTH FORM CONCRETE CORNERS SHALL BE CHAMFERED AT 45 DEGREES WITH OF CHAMFER = 20mm.
- 16- ALL CONCRETE RELATED WORKS INCLUDING RESERVATIONS, SHAFTS, DOOR OPENINGS AND UNDECKED ACCESSORIES TOP OF THE LETTERS, ESCALATORS, DUMPWATERS SHALL BE COORDINATED ON SITE BY THE GENERAL CONTRACTOR AND ALL HIS SUBCONTRACTORS.
- 17- REFLECTED CEILING IN NURSE STATION ARE TO BE COORDINATED WITH CONSULTANT FOR FINAL APPROVAL.

North



KEY PLAN

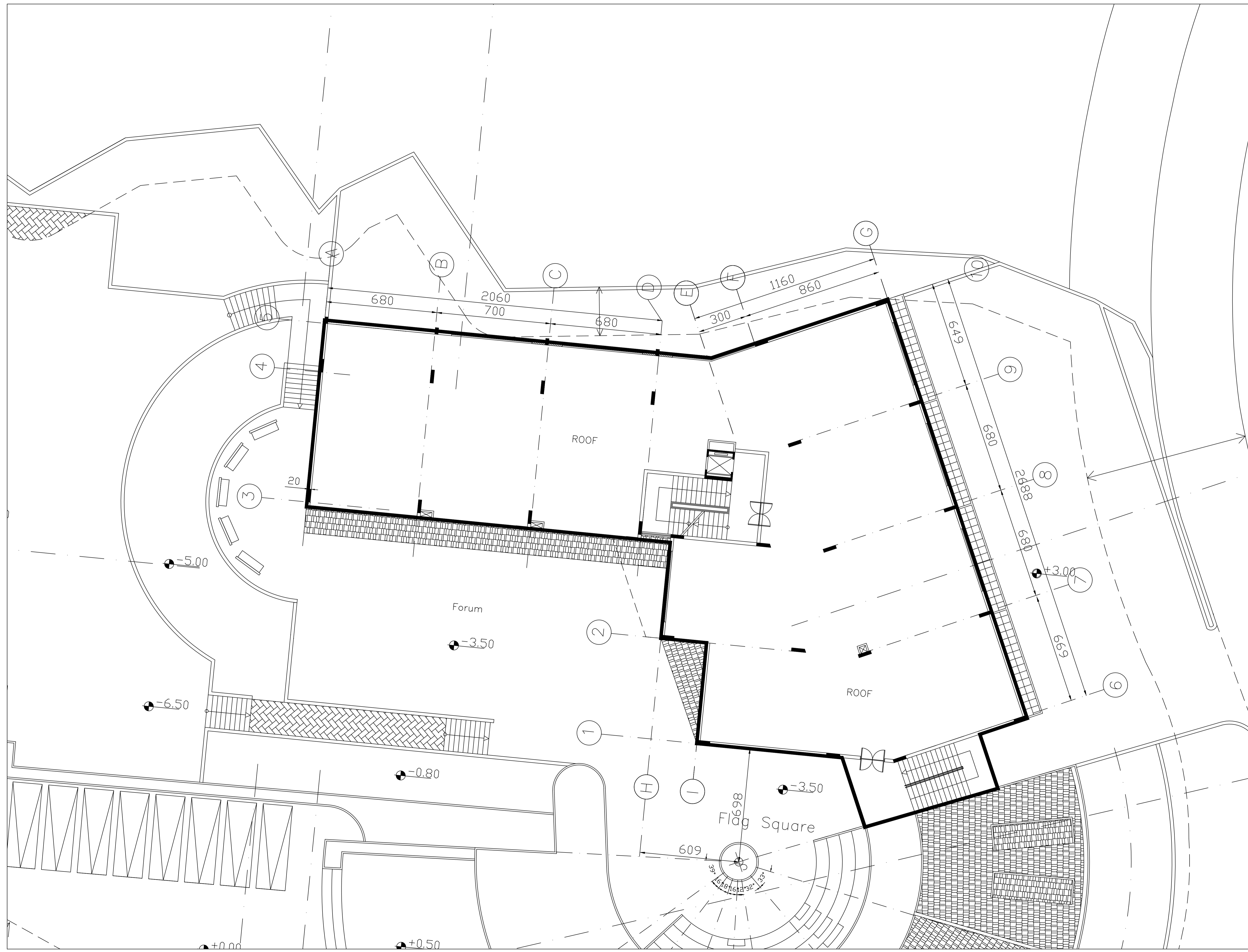


Rev#	ISSUED TO	DATE	DESCRIPTION	AUTH.
0	CLIENT	00/00/14	Approved Issue	A.C.

Revisions
 Date: JAN. 2025
 Scale: 1/100
 Drawn: ---
 Designed: ---
 Checked: M.K.
 Approved: A.C.
 Title: ROOF FLOOR PLAN

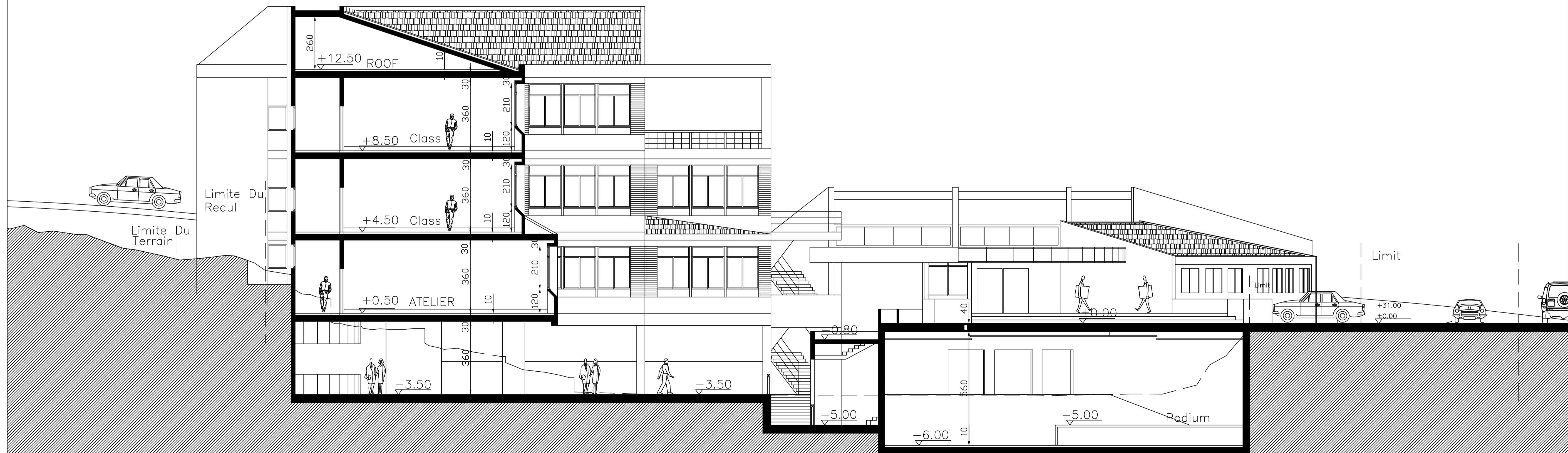
Sheet

179-CD-A-106-A1





SECTION A-A



SECTION B-B

FOR CONSTRUCTION

Client :

CONSULTANT :




Project Title :
**JOURET EL TERMOS
 PUBLIC SCHOOL**

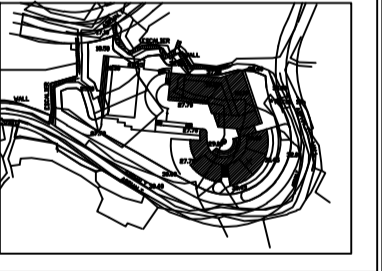
Notes:

- 1- DO NOT SCALE THIS DRAWING (DIMENSIONS SHOULD BE CALCULATED NOT SCALED).
- 2- ALL DIMENSIONS ARE IN MILLIMETERS UNLESS INDICATED OTHERWISE.
- 3- THE NOTES ON THIS SHEET ARE TO BE USED ON ALL ARCHITECTURAL DWGS.
- 4- ALL DWGS IN THIS FILE ARE TO BE READ IN CONJUNCTION WITH EACH OTHER. ARCHITECTURAL, STRUCTURAL, ELECTRICAL, MECHANICAL, AND SANITARY DWGS SHALL BE SPECIFICALLY REFERENCED WITH THE SPECIFICATIONS & BIDDING.
- 5- ALL MECHANICAL ROOMS, TOILETS, KITCHENS, FLOORING SHALL RECEIVE COLD-FLUID WATERPROOFING BEFORE APPLYING ANY FINISH.
- 6- FOR EXACT LOCATION & DIMENSIONS OF PIPING, REFER TO MECHANICAL DWGS. REFER TO ELECTRICAL-MECHANICAL & STRUCTURAL DWGS.
- 7- BLOCKWALLS SHALL BE LATERALLY SUPPORTED IN EITHER THE HORIZONTAL OR VERTICAL DIRECTION AT THE INTERVALS INDICATED ON STRUCTURAL DWGS.
- 8- ALL BLOCKWALLS TO EXTEND UP TO CONCRETE SLAB UNLESS OTHERWISE INDICATED.
- 9- ALL EQUIPMENTS FOR KITCHENS, RESTAURANT ARE SHOWN AS INDICATED ONLY. REFER TO REFER TO ELECTRICAL-MECHANICAL DWGS FOR PROFESSIONAL OUTLETS.
- 10- CONTRACTOR SHALL INSPECT THE SITE AND THE DESIGN FILE AND SPECIFICATIONS BEFORE PROCEEDING AND BEFORE COMMENCING WITH THE WORKS ON SITE. IT IS THE CONTRACTOR'S DUTY TO UNDERSTAND ALL THE REQUIREMENTS OF THE DRAWINGS AND TO SUBMIT SHOP DWGS FOR ENGINEER'S APPROVAL BEFORE EXECUTION IS UNDERTAKEN.
- 11- CONTRACTOR SHALL IMPOSE SAFETY & SECURITY MEASUREMENTS TO SITE & TO ALL ENGINEERS & VISITORS AS PER SPECIFICATIONS GENERAL REQUIREMENTS. TEMPORARY CONSTRUCTION BARRIERS SIGNS AND LIGHTING TO BE USED AS REQUIRED BY CONTRACTOR TO INSURE SAFETY ON SITE AT ALL TIMES.
- 12- ALL TEMPORARY STRUCTURES SHALL BE ADEQUATELY BRACED BY CONTRACTOR DURING THE COURSE OF CONSTRUCTION & AS REQUIRED.
- 13- ALL CONCRETE WALLS AND CORES SHALL HAVE SMOOTH-FORMED FINISH.
- 14- ALL CONCRETE SLAB SLOTTING AND BEAMS SHALL HAVE SMOOTH-FORMED FINISH.
- 15- ALL SMOOTH FORM CONCRETE CORNERS SHALL BE CHAMFERED AT 45 DEGREE WITH OF DIAMETER = 20mm.
- 16- ALL CONCRETE RELATED WORKS INCLUDING RESERVATIONS, SHAFTS, INDOOR OPENINGS AND UNDECEASED ACCESSORIES FOR THE LIFT, ESCALATORS, DAMPERS SHALL BE COORDINATED ON SITE BY THE GENERAL CONTRACTOR AND ALL HIS SUBCONTRACTORS.
- 17- REFLECTED CEILING IN NURSE STATION ARE TO BE COORDINATED WITH CONSULTANT FOR FINAL APPROVAL.

North



KEY PLAN



Rev.	ISSUED TO	DATE	DESCRIPTION	AUTH.
0	CLIENT	00/00/14	Approved Issue	A.C.

Revisions
 Date: JAN. 2025
 Scale: 1/100
 Drawn: ---
 Designed: ---
 Checked: M.K.
 Approved: A.C.

Title
 SECTION A-A
 SECTION B-B

Sheet
 179-CD-A-107-A1

FOR CONSTRUCTION

Client :

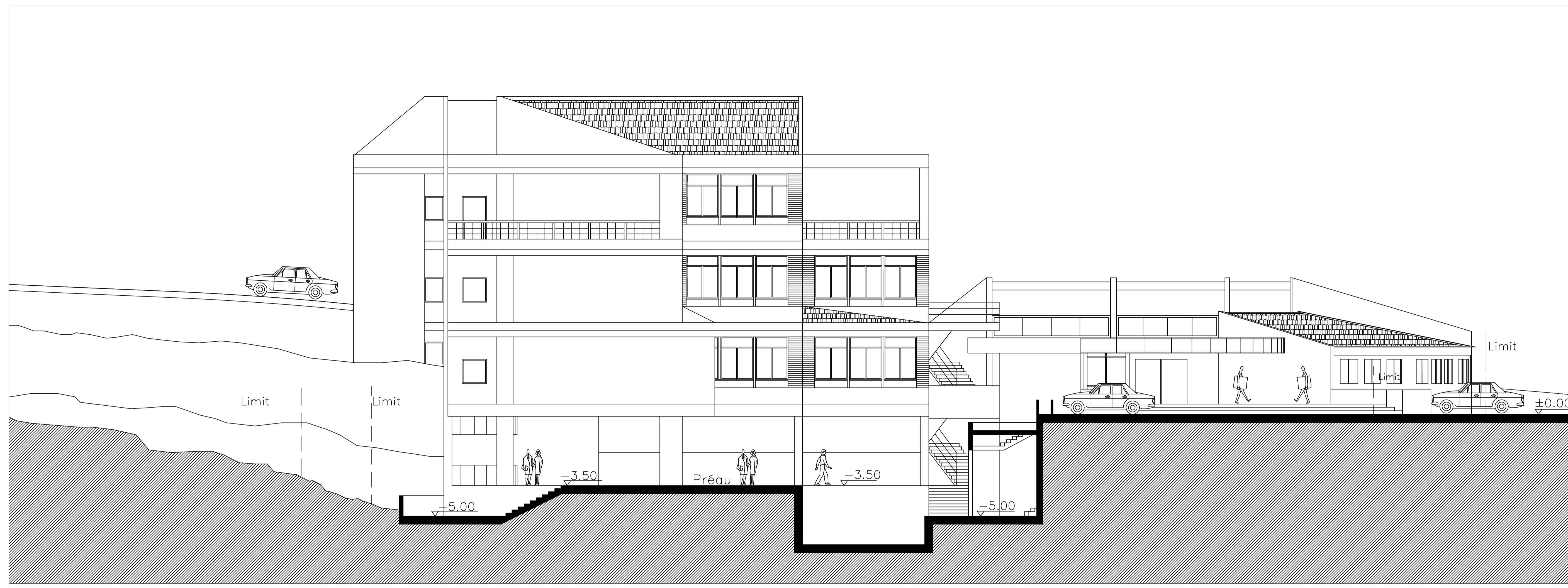
CONSULTANT :



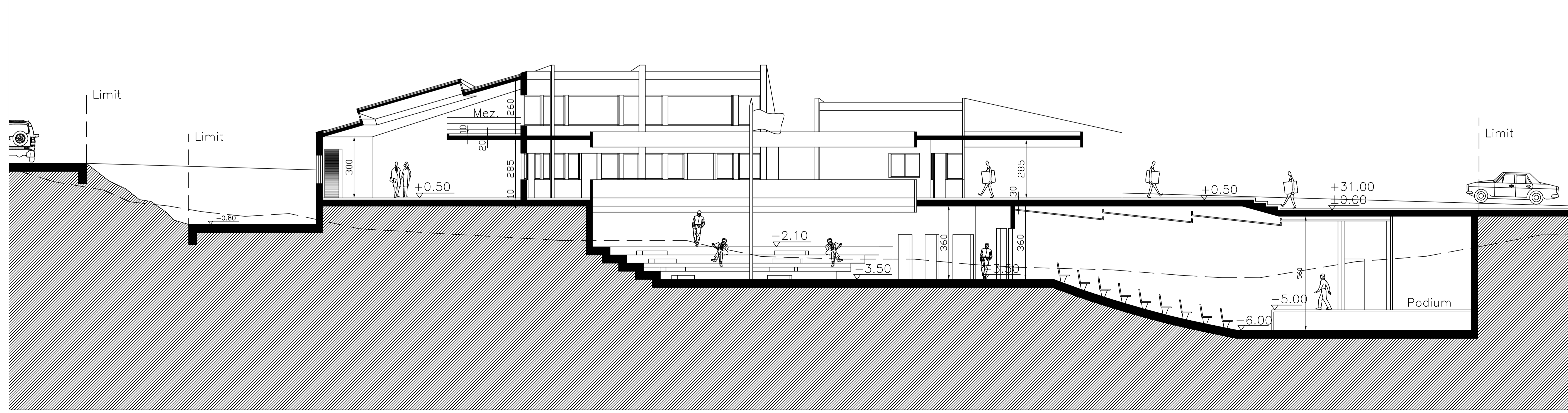
Project Title :
JOURET EL TERMOS
PUBLIC SCHOOL

Notes:

- 1- DO NOT SCALE THIS DRAWING (DIMENSIONS SHOULD BE CALCULATED NOT SCALED).
- 2- ALL DIMENSIONS ARE IN MILLIMETERS UNLESS INDICATED OTHERWISE.
- 3- THE NOTES ON THIS SHEET ARE TO BE USED ON ALL ARCHITECTURAL DWGS.
- 4- ALL DWGS IN THIS FILE ARE TO BE READ IN CONJUNCTION WITH EACH OTHER IN ARCHITECTURAL, STRUCTURAL, ELECTRICAL, MECHANICAL, AND PLUMBING. REFER TO THE SPECIFICATIONS & BIDDING.
- 5- ALL MECHANICAL ROOMS, TOILETS, KITCHENS, FLOORING SHALL RECEIVE COLD-FLUID WATERPROOFING BEFORE APPLYING ANY FINISH.
- 6- FOR EXACT LOCATION & DIMENSIONS OF PAV. USED FOR PARKS, TRANSFORMERS, REFER TO ELECTRO-MECHANICAL & STRUCTURAL DWGS.
- 7- BLOCKWALLS SHALL BE LATERALLY SUPPORTED IN EITHER THE HORIZONTAL OR VERTICAL DIRECTION AT THE INTERVALS INDICATED ON STRUCTURAL DWGS.
- 8- ALL BLOCKWALLS TO EXCEED UP TO CONCRETE SLAB UNLESS OTHERWISE INDICATED.
- 9- ALL EQUIPMENTS FOR KITCHENS, RESTAURANT AND SHOWERS AS INDICATED ONLY. REFER TO REFER TO ELECTRO-MECHANICAL DWGS FOR PROFESSIONAL OUTLETS.
- 10- CONTRACTOR SHALL INSPECT THE SITE AND THE DESIGN FILE AND SPECIFICATIONS BEFORE PROCEEDING AND BEFORE COMMENCING WITH THE WORKS ON SITE. IT IS THE CONTRACTOR'S DUTY TO UNDERTAKE ADDITIONAL OR NEW SURVEYS TO CORRECT ANY DISCREPANCIES OF ANY SORT IN THE FINAL DRAWINGS BEFORE EXECUTION. IF ANY DISCREPANCIES OF ANY SORT ARE FOUND, IT IS THE CONTRACTOR'S DUTY TO NOTIFY THE ENGINEER & SUBMIT SHOP DWGS & PROPOSED SOLUTIONS FOR ENGINEER'S APPROVAL BEFORE EXECUTION IS UNDERTAKEN.
- 11- CONTRACTOR SHALL IMPOSE SAFETY & SECURITY MEASUREMENTS TO SITE & TO ALL ENGINEERS & VISITORS AS PER SPECIFICATIONS GENERAL REQUIREMENTS. TEMPORARY CONSTRUCTION BARRIERS SIGNS AND LIGHTING TO BE USED AS REQUIRED BY CONTRACTOR TO INSURE SAFETY ON SITE AT ALL TIMES.
- 12- ALL TEMPORARY STRUCTURES SHALL BE ADEQUATELY BRACED BY CONTRACTOR DURING THE COURSE OF CONSTRUCTION & AS REQUIRED BY THE GENERAL REQUIREMENTS OF THE SPECIFICATIONS.
- 13- ALL CONCRETE WALLS AND CORES SHALL HAVE SMOOTH-FORMED FINISH.
- 14- ALL CONCRETE SLAB OFFSETS AND BEAMS SHALL HAVE SMOOTH-FORMED FINISH.
- 15- ALL SMOOTH FORM CONCRETE CORNERS SHALL BE CHAMFERED AT 45 DEGREES WITH OF CHAMFER = 20mm.
- 16- ALL CONCRETE RELATED WORKS INCLUDING RESERVATIONS, SHAFTS, INDOOR OPENINGS AND UNBROKEN ACCESSORIES FOR THE LIFTS, ESCALATORS, DAMPERS SHALL BE COORDINATED ON SITE BY THE GENERAL CONTRACTOR AND ALL HIS SUBCONTRACTORS.
- 17- REFLECTED CEILING IN NURSE STATION ARE TO BE COORDINATED WITH CONSULTANT FOR FINAL APPROVAL.




SECTION C-C

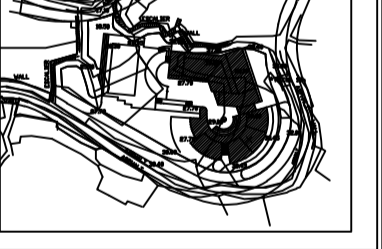


SECTION D-D

North



KEY PLAN



Rev.	ISSUED TO	DATE	DESCRIPTION	AUTH.
0	CLIENT	00/00/14	Approved Issue	A.C.

Revisions
 Date: JAN. 2025
 Scale: 1/100
 Drawn: ---
 Designed: ---
 Checked: M.K.
 Approved: A.C.

Title
 SECTION C-C
 SECTION D-D

Sheet
 179-CD-A-108-A1

FOR CONSTRUCTION

Client :

CONSULTANT :



Project Title :
**JOURET EL TERMOS
PUBLIC SCHOOL**

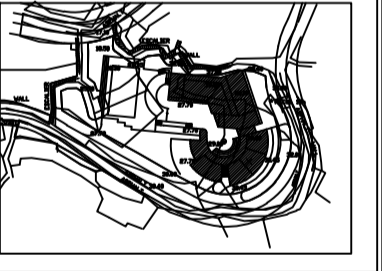
Notes:

- 1- DO NOT SCALE THIS DRAWING (DIMENSIONS SHOULD BE CALCULATED NOT SCALED).
- 2- ALL DIMENSIONS ARE IN MILLIMETERS UNLESS INDICATED OTHERWISE.
- 3- THE NOTES ON THIS SHEET ARE TO BE USED ON ALL ARCHITECTURAL DWGS.
- 4- ALL DWGS IN THIS FILE ARE TO BE READ IN CONJUNCTION WITH EACH OTHER IN ARCHITECTURAL, STRUCTURAL, ELECTRICAL, MECHANICAL, AND PLUMBING. REFER TO THE SPECIFICATIONS & B.O.I.
- 5- ALL MECHANICAL ROOMS, TOILETS, KITCHENS, FLOORING SHALL RECEIVE COLD-FLUID WATERPROOFING BEFORE APPLYING ANY FINISH.
- 6- FOR EXACT LOCATION & DIMENSIONS OF PIPES USED FOR PUMPS, TRANSFORMERS, REFER TO ELECTRICAL-MECHANICAL & STRUCTURAL DWGS.
- 7- BLOCKBALLS SHALL BE LATERALLY SUPPORTED IN EITHER THE HORIZONTAL OR VERTICAL DIRECTION AT THE INTERVALS INDICATED ON STRUCTURAL DWGS.
- 8- ALL BLOCKBALLS TO EXTEND UP TO CONCRETE SLAB UNLESS OTHERWISE INDICATED.
- 9- ALL EQUIPMENTS FOR KITCHENS, RESTAURANT ARE SHOWN AS INDICATED ONLY. REFER TO REFER TO ELECTRICAL-MECHANICAL DWGS FOR PROFESSIONAL OUTLETS.
- 10- CONTRACTOR SHALL INSPECT THE SITE AND THE DESIGN FILE AND SPECIFICATIONS BEFORE PROCEEDING ON SITE. IT IS THE CONTRACTOR'S DUTY TO UNDERSTAND ANY DISCREPANCIES OF ANY SORT IN THE FINAL DRAWINGS BEFORE EXECUTION. IF ANY DISCREPANCIES OF ANY SORT ARE FOUND, IT IS THE CONTRACTOR'S DUTY TO INFORM THE ENGINEER & TO SUBMIT SHOP DWGS & PROPOSE SOLUTIONS FOR ENGINEER'S APPROVAL BEFORE EXECUTION IS UNDERTAKEN.
- 11- CONTRACTOR SHALL IMPOSE SAFETY & SECURITY MEASUREMENTS TO SITE & TO ALL ENGINEERS & INSTRUCTORS VISITING. TEMPORARY CONSTRUCTION BARRIERS SIGNS AND LIGHTING TO BE USED AS REQUIRED BY CONTRACTOR TO INSURE SAFETY ON SITE AT ALL TIMES.
- 12- ALL TEMPORARY STRUCTURES SHALL BE ADEQUATELY BRACED BY CONTRACTOR DURING THE COURSE OF CONSTRUCTION & AS REQUIRED FOR THE PROTECT EXECUTION OF ALL WORKS.
- 13- ALL CONCRETE WALLS AND CORES SHALL HAVE SMOOTH-FORMED FINISH.
- 14- ALL CONCRETE SLAB SLOTTING AND BEAMS SHALL HAVE SMOOTH-FORMED FINISH.
- 15- ALL SMOOTH FORM CONCRETE CORNERS SHALL BE CHAMFERED AT 45 DEGREES WITH OF DIAMETER = 20mm.
- 16- ALL CONCRETE RELATED WORKS INCLUDING RESERVOIRS, SHAFTS, DOOR OPENINGS AND EMBEDDED ACCESSORIES FOR THE LIFTS, ESCALATORS, DAMPERS SHALL BE COORDINATED ON SITE BY THE GENERAL CONTRACTOR AND ALL HIS SUBCONTRACTORS.
- 17- REFLECTED CEILING IN NURSE STATION ARE TO BE COORDINATED WITH CONSULTANT FOR FINAL APPROVAL.

North



KEY PLAN



REV.	ISSUED TO	DATE	DESCRIPTION	AUTH.
0	CLIENT	00/00/14	Approved Issue	A.C.

Revisions

Date: JAN. 2025

Scale: 1/100

Drawn: ---

Designed: ---

Checked: M.K.

Approved: A.C.

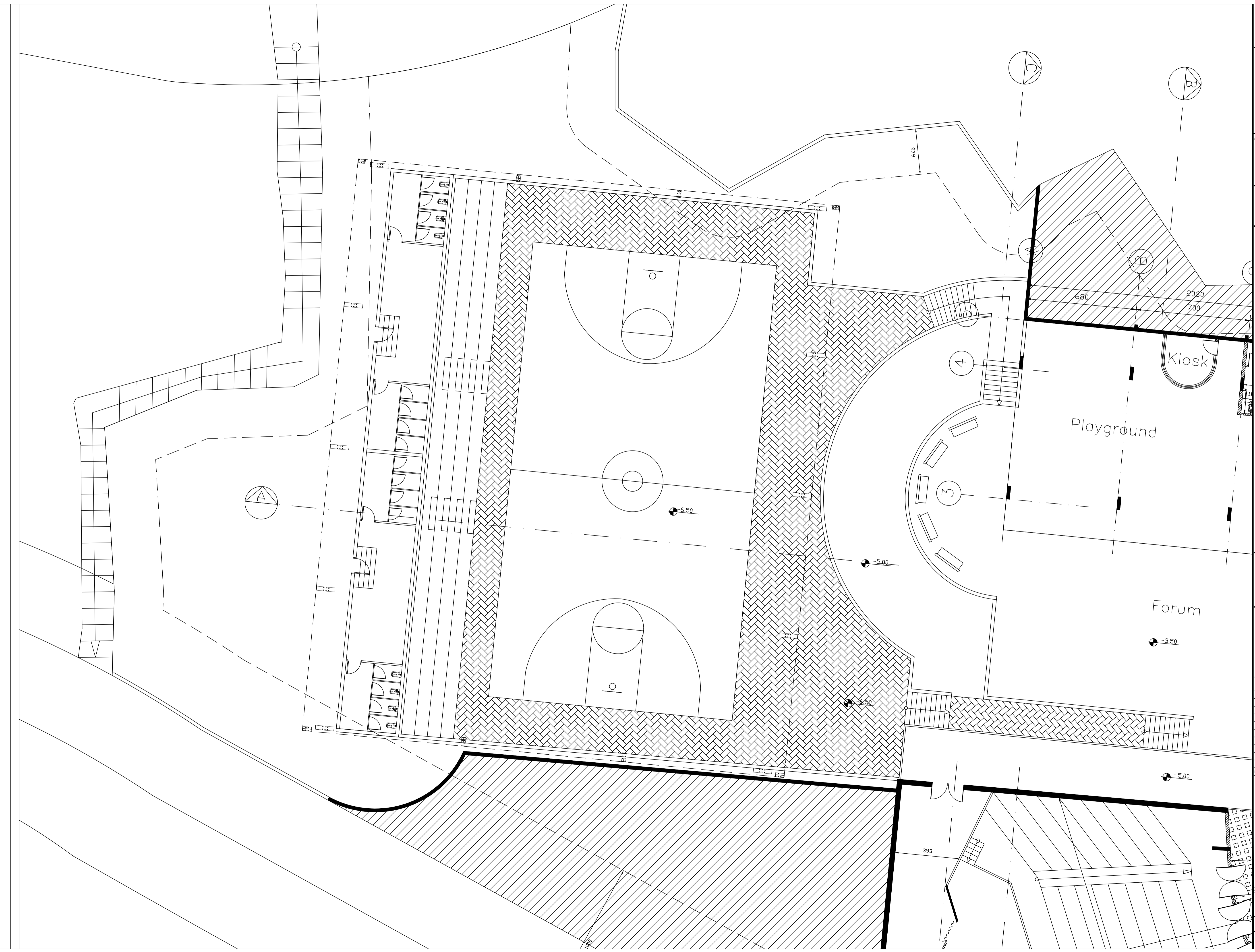
Title

PLAY GROUND

© GROUND FLOOR

Sheet

179-CD-A-109-A1



FOR CONSTRUCTION

Client :

CONSULTANT :




Project Title :
JOURET EL TERMOS
PUBLIC SCHOOL

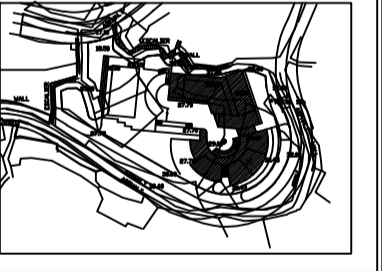
Notes:

- 1- DO NOT SCALE THIS DRAWING (DIMENSIONS SHOULD BE CALCULATED NOT SCALED).
- 2- ALL DIMENSIONS ARE IN MILLIMETERS UNLESS INDICATED OTHERWISE.
- 3- THE NOTES ON THIS SHEET ARE TO BE USED ON ALL ARCHITECTURAL DWGS.
- 4- ALL DWGS IN THIS FILE ARE TO BE READ IN CONJUNCTION WITH EACH OTHER IN ARCHITECTURAL, STRUCTURAL, ELECTRICAL, MECHANICAL, AND SANITARY DWGS WITH THE SPECIFICATIONS & B.O.D.
- 5- ALL MECHANICAL ROOMS - TOILETS, KITCHENS, FLOORING SHALL RECEIVE COLD-FLUID WATERPROOFING BEFORE APPLYING ANY FINISH.
- 6- FOR EXACT LOCATION & DIMENSIONS OF PAI USED FOR PUMPS, TRANSFORMERS, REFER TO ELECTRO-MECHANICAL & STRUCTURAL DWGS.
- 7- BLOCKWALLS SHALL BE LATERALLY SUPPORTED IN EITHER THE HORIZONTAL OR VERTICAL DIRECTION AT THE INTERVALS INDICATED ON STRUCTURAL DWGS.
- 8- ALL BLOCKWALLS TO EXTEND UP TO CONCRETE SLAB UNLESS OTHERWISE INDICATED.
- 9- ALL EQUIPMENTS FOR KITCHENS, RESTAURANT AND STORES AS INDICATED ONLY, REFER TO REFER TO ELECTRO-MECHANICAL DWGS FOR PROFESSIONAL OUTLETS.
- 10- CONTRACTOR SHALL INSPECT THE SITE AND THE DESIGN FILE AND SPECIFICATIONS BEFORE PROCEEDING ON SITE. IT IS THE CONTRACTOR'S DUTY TO UNDERTAKE ADDITIONAL OR NEW SURVEYS TO CHECK FOR ANY DISCREPANCIES OF ANY SORT IN THE FINAL DRAWINGS BEFORE EXECUTION. IF ANY DISCREPANCIES OF ANY SORT ARE FOUND, IT IS THE CONTRACTOR'S DUTY TO FORM THE ENGINEER & TO SUBMIT SHOP DWGS & PROPOSE SOLUTIONS FOR ENGINEER'S APPROVAL BEFORE EXECUTION IS UNDERTAKEN.
- 11- CONTRACTOR SHALL IMPOSE SAFETY & SECURITY MEASUREMENTS TO SITE & TO ALL ENGINEERS & VISITORS AS PER SPECIFICATIONS' GENERAL REQUIREMENTS. TEMPORARY CONSTRUCTION BARRIERS, SIGNS AND LIGHTING TO BE USED AS REQUIRED BY CONTRACTOR TO INSURE SAFETY ON SITE AT ALL TIMES.
- 12- ALL TEMPORARY STRUCTURES SHALL BE ADEQUATELY BRACED BY CONTRACTOR DURING THE COURSE OF EXECUTION & AS REQUIRED BY THE ENGINEER.
- 13- ALL CONCRETE WALLS AND CORES SHALL HAVE SMOOTH-FORMED FINISH.
- 14- ALL CONCRETE SLAB SOFFIT AND BEAMS SHALL HAVE SMOOTH-FORMED FINISH.
- 15- ALL SMOOTH FORM CONCRETE CORNERS SHALL BE CHAMFERED AT 45 DEGREE WITH OF CHAMFER = 20mm.
- 16- ALL CONCRETE RELATED WORKS INCLUDING RESERVOIRS, SHAFTS, DOOR OPENINGS AND DRENCHED ACCESSORIES TOP OF LIFTS, ESCALATORS, DUMPWATERS SHALL BE COORDINATED ON SITE BY THE GENERAL CONTRACTOR AND ALL HIS SUBCONTRACTORS.
- 17- REFLECTED CEILING IN NURSE STATION ARE TO BE COORDINATED WITH CONSULTANT FOR FINAL APPROVAL.

North



KEY PLAN



Rev#	ISSUED TO	DATE	DESCRIPTION	AUTH.
0	CLIENT	00/00/14	Approved Issue	A.C.

Revisions

Date: JAN. 2025

Scale: 1/100

Drawn: ---

Designed: ---

Checked: M.K.

Approved: A.C.

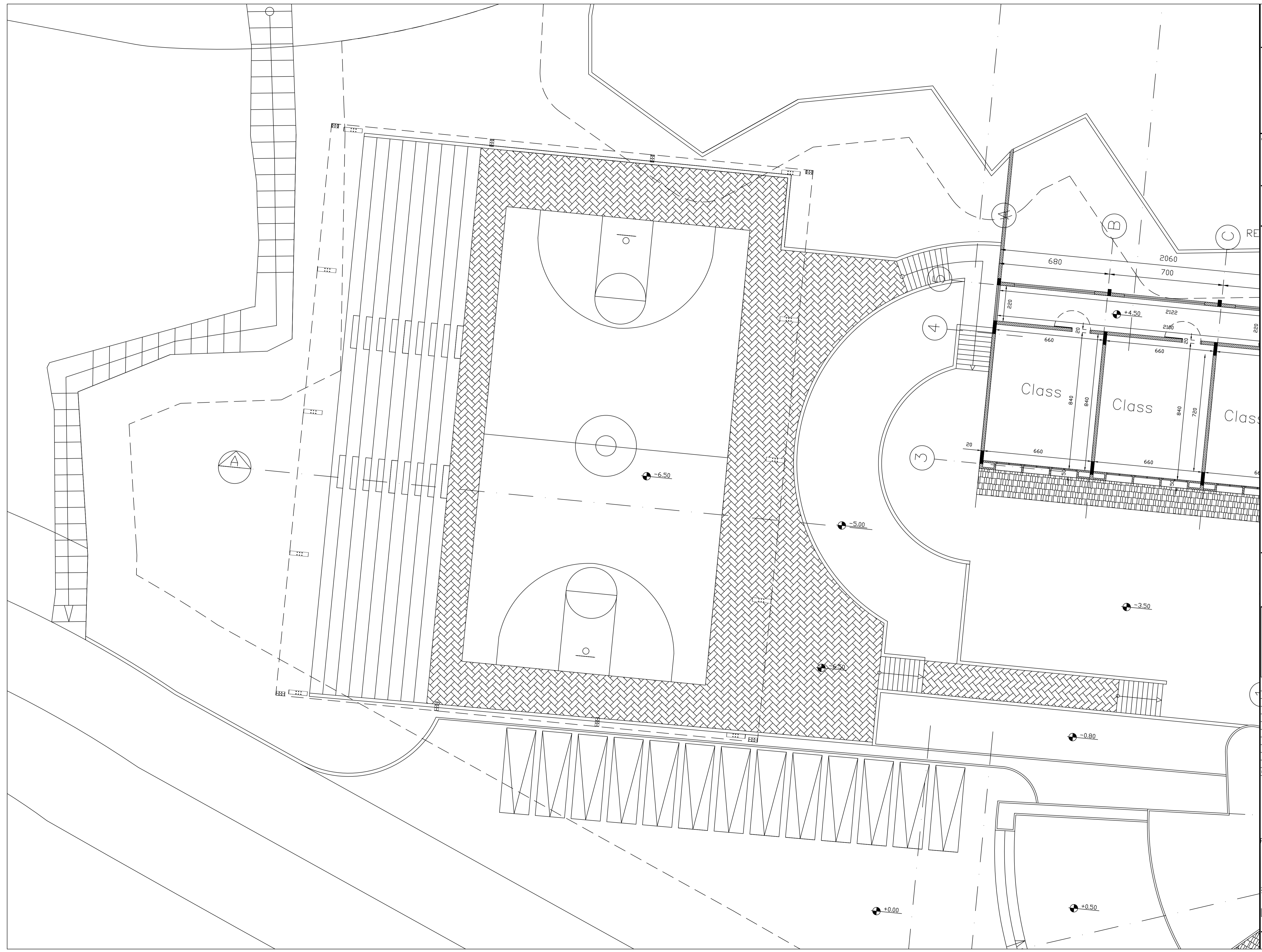
Title

PLAY GROUND PLAN

© FIRST FLOOR

Sheet

L179-CD-A-110-A1



FOR CONSTRUCTION

Client :

CONSULTANT :



Project Title :
**JOURET EL TERMOS
PUBLIC SCHOOL**

Notes:

- 1- DO NOT SCALE THIS DRAWING (DIMENSIONS SHOULD BE CALCULATED NOT SCALED).
- 2- ALL DIMENSIONS ARE IN MILLIMETERS UNLESS INDICATED OTHERWISE.
- 3- THE NOTES ON THIS SHEET ARE TO BE USED ON ALL ARCHITECTURAL DWGS.
- 4- ALL DWGS IN THIS FILE ARE TO BE READ IN CONJUNCTION WITH EACH OTHER IN ARCHITECTURAL, STRUCTURAL, ELECTRICAL, MECHANICAL, AND SANITARY SPECIFICATIONS & BIDD.
- 5- ALL MECHANICAL ROOMS, TOILETS, KITCHENS, FLOORING SHALL RECEIVE COLD-FLUID WATERPROOFING BEFORE APPLYING ANY FINISH.
- 6- FOR EXACT LOCATION & DIMENSIONS OF PAV. USED FOR PARKS, TRANSFORMERS, REFER TO ELECTRO-MECHANICAL & STRUCTURAL DWGS.
- 7- RIBBOONHALLS SHALL BE LATERALLY SUPPORTED IN EITHER THE HORIZONTAL OR VERTICAL DIRECTION AT THE INTERVALS INDICATED ON STRUCTURAL DWGS.
- 8- ALL RIBBOONHALLS TO EXTEND UP TO CONCRETE SLAB UNLESS OTHERWISE INDICATED.
- 9- ALL EQUIPMENTS FOR KITCHENS, RESTAURANT AND SHOWERS AS INDICATED ONLY. REFER TO REFER TO ELECTRO-MECHANICAL DWGS FOR PROFESSIONAL OUTLETS.
- 10- CONTRACTOR SHALL INSPECT THE SITE AND THE DESIGN FILE AND SPECIFICATIONS BEFORE PROCEEDING ON SITE. IT IS THE CONTRACTOR'S DUTY TO UNDERTAKE ANY ADDITIONAL OR NEW SURVEYS TO CORRECT ANY DISCREPANCIES OF ANY SORT IN THE FINAL DRAWINGS BEFORE EXECUTION. IF ANY DISCREPANCIES OF ANY SORT ARE FOUND, IT IS THE CONTRACTOR'S DUTY TO FORM THE ENGINEER & TO SUBMIT SHOP DWGS & PROPOSE SOLUTIONS FOR ENGINEER'S APPROVAL BEFORE EXECUTION IS UNDERTAKEN.
- 11- CONTRACTOR SHALL IMPOSE SAFETY & SECURITY MEASUREMENTS TO SITE & TO ALL ENGINEERS & VISITORS AS PER SPECIFICATIONS' GENERAL REQUIREMENTS. TEMPORARY CONSTRUCTION BARRIERS, SIGNS AND LIGHTING TO BE USED AS REQUIRED BY CONTRACTOR TO INSURE SAFETY ON SITE AT ALL TIMES.
- 12- ALL TEMPORARY STRUCTURES SHALL BE ADEQUATELY BRACED BY CONTRACTOR DURING THE COURSE OF EXECUTION & AS REQUIRED BY THE GENERAL REQUIREMENTS.
- 13- ALL CONCRETE WALLS AND CORES SHALL HAVE SMOOTH-FORMED FINISH.
- 14- ALL CONCRETE SLAB JOINTS AND BEAMS SHALL HAVE SMOOTH-FORMED FINISH.
- 15- ALL SMOOTH FORM CONCRETE CORNERS SHALL BE CHAMFERED AT 45 DEGREE WITH OF CHAMFER = 20mm.
- 16- ALL CONCRETE RELATED WORKS INCLUDING RESERVOIRS, SHAFTS, DOOR OPENINGS AND ENCASED ACCESSORIES FOR THE LIFTS, ESCALATORS, DAMPERS SHALL BE COORDINATED ON SITE BY THE GENERAL CONTRACTOR AND ALL HIS SUBCONTRACTORS.
- 17- REFLECTED CEILING IN NURSE STATION ARE TO BE COORDINATED WITH CONSULTANT FOR FINAL APPROVAL.

North



KEY PLAN



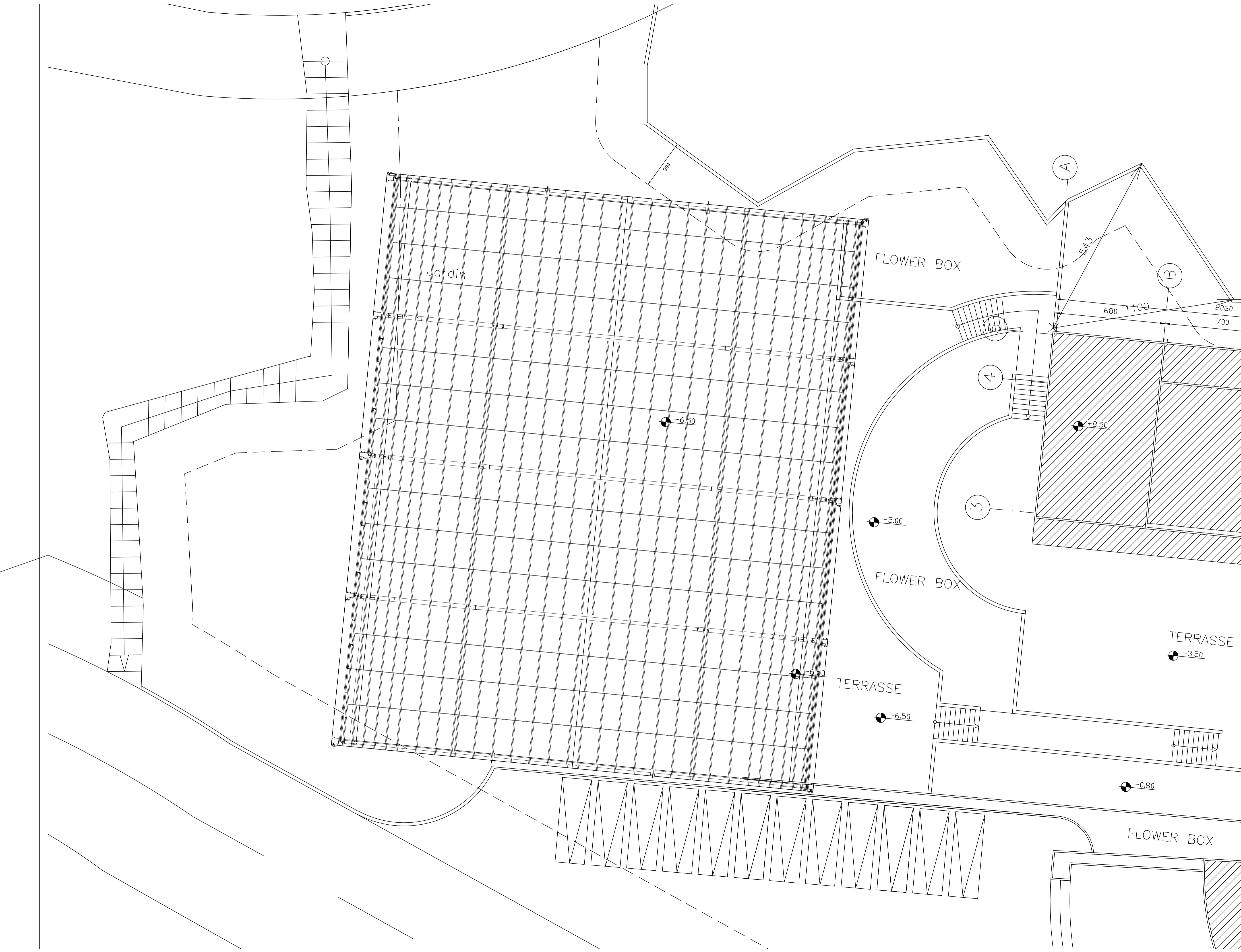
Rev	ISSUED TO	DATE	DESCRIPTION	AUTH.
0	CLIENT	00/00/14	Approved Issue	A.C.

Revisions	Date	Scale	Drawn	Designed	Checked	Approved	Title
	JAN. 2025	1/100	---	---	M.K.	A.C.	PLAY GROUND PLAN

© ROOF

Sheet

L179-CD-A-111-A1



Client :

CONSULTANT :

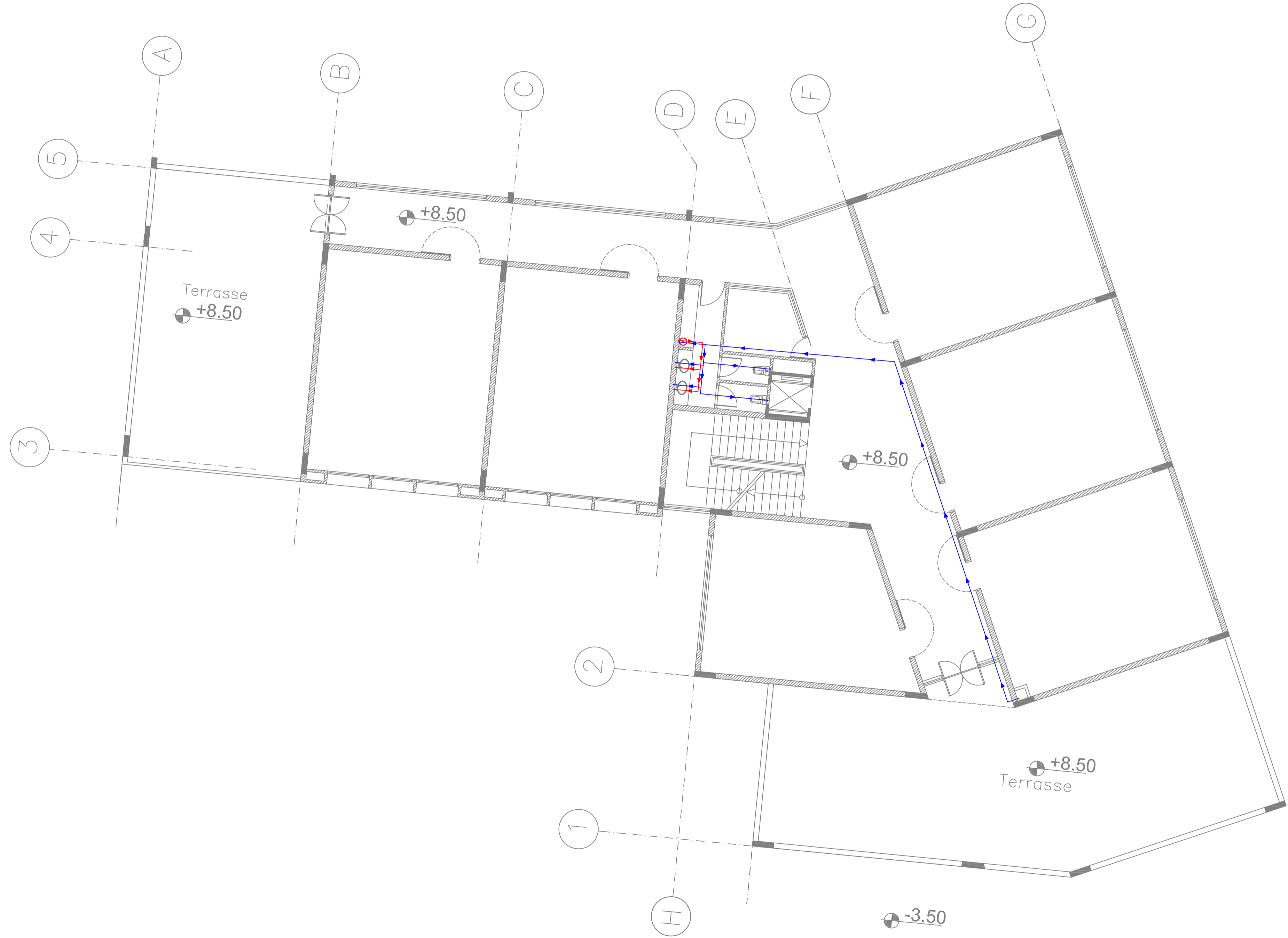


Project Title :


JOURET EL TERMOS
PUBLIC SCHOOL

Notes:

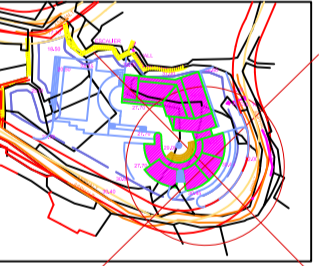
- DO NOT SCALE THIS DRAWING (DIMENSIONS SHOULD BE CALCULATED NOT SCALED).
- ALL DIMENSIONS ARE IN MILLIMETERS UNLESS INDICATED OTHERWISE.
- THE NOTES ON THIS SHEET ARE TO BE USED ON ALL ARCHITECTURAL DWGS.
- ALL DWGS IN THIS FILE ARE TO BE READ IN CONJUNCTION WITH EACH OTHER IN ARCHITECTURAL, STRUCTURAL, ELECTRICAL, MECHANICALS WITH THE SPECIFICATIONS & MECHANICALS.
- ALL MECHANICAL ROOMS, TOILETS, KITCHENS, FLOORING SHALL RECEIVE COLD-FLUID WATERPROOFING BEFORE APPLYING ANY FINISH.
- FOR EXACT LOCATION & DIMENSIONS OF PAD USED FOR PUMPS, TRANSFORMERS, REFER TO ELECTRO-MECHANICAL & STRUCTURAL DWGS.
- BLOCKWALLS SHALL BE EXTERNALLY SUPPORTED IN EITHER THE HORIZONTAL OR VERTICAL DIRECTION AT THE INTERIORS INDICATED ON STRUCTURAL DWGS.
- ALL BLOCKWALLS TO EXTEND UP TO FINISHES INDICATED ON STRUCTURAL DWGS.
- ALL EQUIPMENTS FOR KITCHENS, RESTAURANT ARE SHOWN AS INDICATED DWG, REFER TO SPECIALIST DWGS.
- REFER TO ELECTRO-MECHANICAL DWGS FOR PROVISIONAL OUTLETS.
- CONTRACTOR SHALL INSPECT THE SITE AND THE DESIGN FILE AND SPECIFICATIONS BEFORE PROCEEDING AND REQUIRE CORRECTIONS WITH THE WORKS ON SITE. IT IS THE CONTRACTOR'S DUTY TO UNDERSTAND THE LOCATION OF NEW SERVICES AND CHECK FOR ANY DISCREPANCIES OF ANY SORT IN THE FINAL DIMENSIONS BEFORE EXECUTION. IF ANY DISCREPANCIES OF ANY SORT ARE FOUND, IT IS THE CONTRACTOR'S DUTY TO INFORM THE ENGINEER & TO SUBMIT SHOP DWGS & PROPOSED SOLUTIONS FOR ENGINEER'S APPROVAL BEFORE EXECUTION IS UNDERTAKEN.
- CONTRACTOR SHALL IMPROVE SAFETY & SECURITY MEASUREMENTS TO SITE & TO ALL ENGINEERS & VISITORS AS PER SPECIFICATIONS. GENERAL REQUIREMENTS, TEMPORARY CONSTRUCTION BARRIERS SIGNS AND LIGHTING TO BE USED AS REQUIRED BY CONTRACTOR TO INSURE SAFETY ON SITE AT ALL TIMES.
- ALL TEMPORARY STRUCTURES SHALL BE ADEQUATELY BRACED BY CONTRACTOR DURING THE COURSE OF CONSTRUCTION & AS REQUIRED FOR THE PROPER EXECUTION OF THE WORKS.
- ALL CONCRETE WALLS AND CORES SHALL HAVE SMOOTH-FORMED FINISH.
- ALL CONCRETE SLAB SOFFIT AND BEAMS SHALL HAVE SMOOTH-FORMED FINISH.
- ALL SMOOTH FORM CONCRETE CORNERS SHALL BE CHAMFERED AT 45 DEGREES WITH A CHAMFER = 20mm.
- ALL CONCRETE RELATED WORKS INCLUDING RESERVATIONS, SHAFTS, DOOR OPENINGS AND EMBEDDED ACCESSORIES FOR THE LIFTS, ESCALATORS, DUMPWATERS SHALL BE COORDINATED ON SITE BY THE GENERAL CONTRACTOR AND ALL HIS SUBCONTRACTORS.
- REFLECTED CEILING IN NURSE STATION ARE TO BE COORDINATED WITH CONSULTANT FOR FINAL APPROVAL.



North



KEY PLAN



Rev	ISSUED TO	DATE	DESCRIPTION	AUTH.

CLIENT: 25/05/17 Approved: Rev: P.T.C.

Revisions

Date: JAN 2025

Scale: 1/200

Drawn: P.T.C.

Designed: P.T.C.

Checked: P.T.C.

Approved: P.T.C.

Title

SECOND FLOOR LAYOUT

WATER SUPPLY

Sheet

L179-CD-M-301-A1

Client :

CONSULTANT :

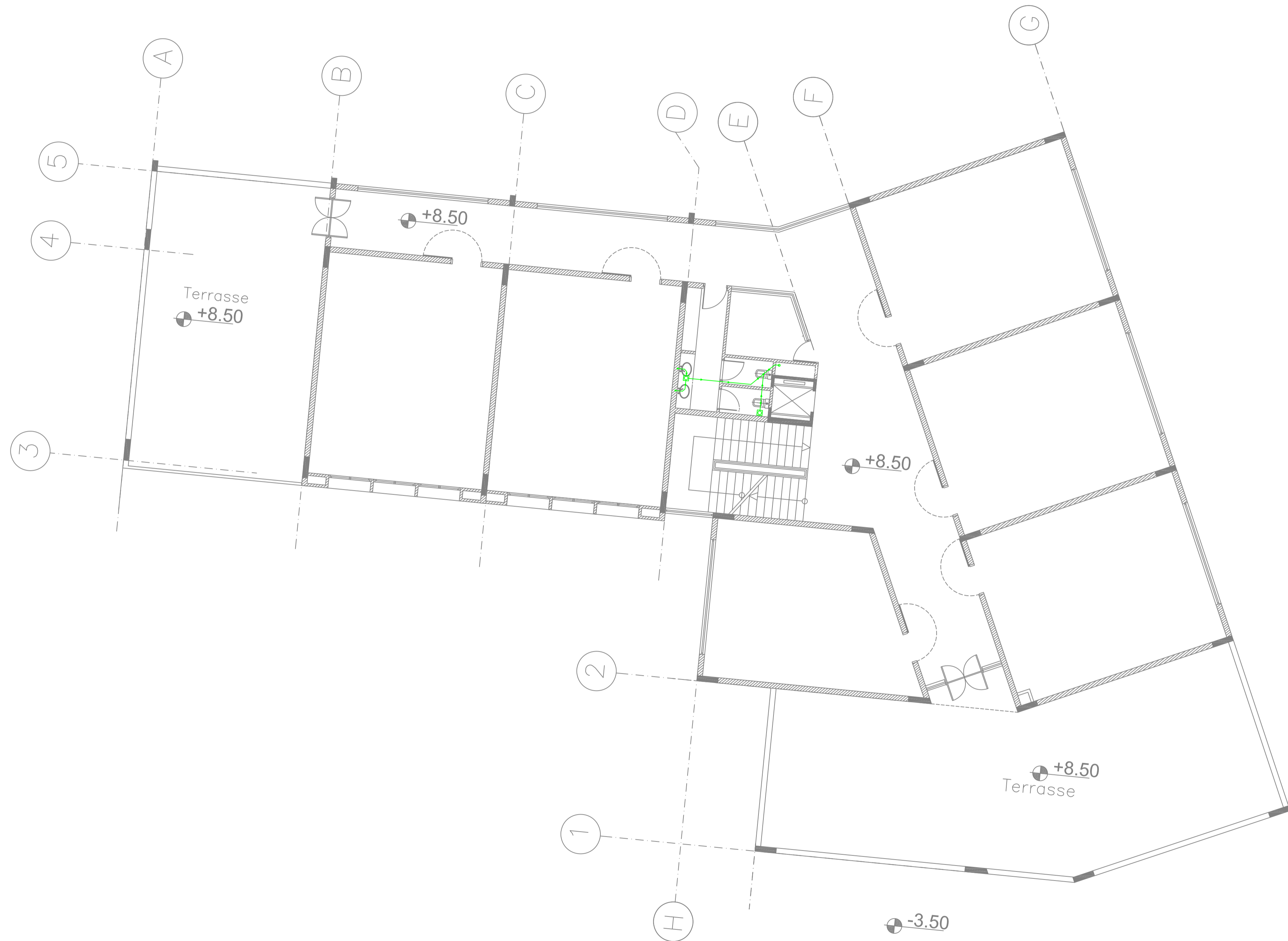


Project Title :


JOURET EL TERMOS
PUBLIC SCHOOL

Notes:

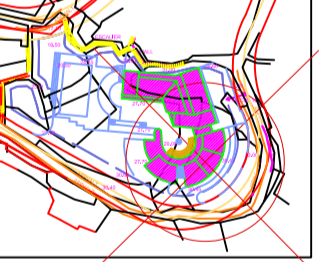
- 1- DO NOT SCALE THIS DRAWING (DIMENSIONS SHOULD BE CALCULATED NOT SCALED).
- 2- ALL DIMENSIONS ARE IN MILLIMETERS UNLESS INDICATED OTHERWISE.
- 3- THE NOTES ON THIS SHEET ARE TO BE USED ON ALL ARCHITECTURAL DWGS.
- 4- ALL DWGS IN THIS FILE ARE TO BE READ IN CONJUNCTION WITH EACH OTHER IN ARCHITECTURAL, STRUCTURAL, ELECTRICAL, MECHANICAL, AND PLUMBING WITH THE SPECIFICATIONS & MECHANICALS.
- 5- ALL MECHANICAL ROOMS, TOILETS, KITCHENS, FLOORING SHALL RECEIVE COLD-FLUID WATERPROOFING BEFORE APPLYING ANY FINISH.
- 6- FOR EXACT LOCATION & DIMENSIONS OF PAD USED FOR PUMPS, TRANSFORMERS, REFER TO ELECTRICAL & STRUCTURAL DWGS.
- 7- BLOCKWALLS SHALL BE EXTERNALLY SUPPORTED IN EITHER THE HORIZONTAL OR VERTICAL DIRECTION AT THE INTERIORS INDICATED ON STRUCTURAL DWGS.
- 8- ALL BLOCKWALLS TO EXTEND UP TO CONCRETE SLAB UNLESS OTHERWISE INDICATED.
- 9- ALL EQUIPMENTS FOR KITCHENS, RESTAURANT ARE SHOWN AS INDICATED DWG, REFER TO SPECIALIST DWGS.
- 10- CONTRACTOR SHALL INSPECT THE SITE AND THE DESIGN FILE AND SPECIFICATIONS BEFORE THE WORKS ON SITE. IT IS THE CONTRACTOR'S DUTY TO UNDERSTAND THE CONDITIONS OF THE WORKS AND CHECK FOR ANY DISCREPANCIES OF ANY SORT IN THE FINAL DRAWINGS BEFORE EXECUTION. IF ANY DISCREPANCIES OF ANY SORT ARE FOUND, IT IS THE CONTRACTOR'S DUTY TO INFORM THE ENGINEER & TO SUBMIT SHOP DWGS & PROPOSED SOLUTIONS FOR ENGINEER'S APPROVAL BEFORE EXECUTION IS UNDERTAKEN.
- 11- CONTRACTOR SHALL IMPROVE SAFETY & SECURITY MEASUREMENTS TO SITE & TO ALL ENGINEERS & VISITORS AS PER SPECIFICATIONS & GENERAL REQUIREMENTS. TEMPORARY CONSTRUCTION BARRIERS SIGNS AND LIGHTING TO BE USED AS REQUIRED BY CONTRACTOR TO INSURE SAFETY ON SITE AT ALL TIMES.
- 12- ALL TEMPORARY STRUCTURES SHALL BE ADEQUATELY BRACED BY CONTRACTOR DURING THE COURSE OF CONSTRUCTION & AS REQUIRED FOR THE PROPER EXECUTION OF THE WORKS.
- 13- ALL CONCRETE WALLS AND CORES SHALL HAVE SMOOTH-FORMED FINISH.
- 14- ALL CONCRETE SLAB SOFFIT AND BEAMS SHALL HAVE SMOOTH-FORMED FINISH.
- 15- ALL SMOOTH FORM CONCRETE CORNERS SHALL BE CHAMFERED AT 45 DEGREES WITH A CHAMFER = 20mm.
- 16- ALL CONCRETE RELATED WORKS INCLUDING RESERVATIONS, SHAFTS, DOOR OPENINGS AND EMBEDDED ACCESSORIES FOR THE LIFTS, ESCALATORS, DUMPWATERS SHALL BE COORDINATED ON SITE BY THE GENERAL CONTRACTOR AND ALL HIS SUBCONTRACTORS.
- 17- REFLECTED CEILING IN NURSE STATION ARE TO BE COORDINATED WITH CONSULTANT FOR FINAL APPROVAL.



North



KEY PLAN



Rev	ISSUED TO	DATE	DESCRIPTION	AUTH.

CLIENT: 25/05/17 Approved: RAY P.A.C.

Revisions

Date: JAN 2025

Scale: 1/200

Drawn: RAY

Designed: RAY

Checked: RAY

Approved: RAY

Title

SECOND FLOOR LAYOUT

DRAINAGE

Sheet

179-CD-M-302-A1

Client :

CONSULTANT :

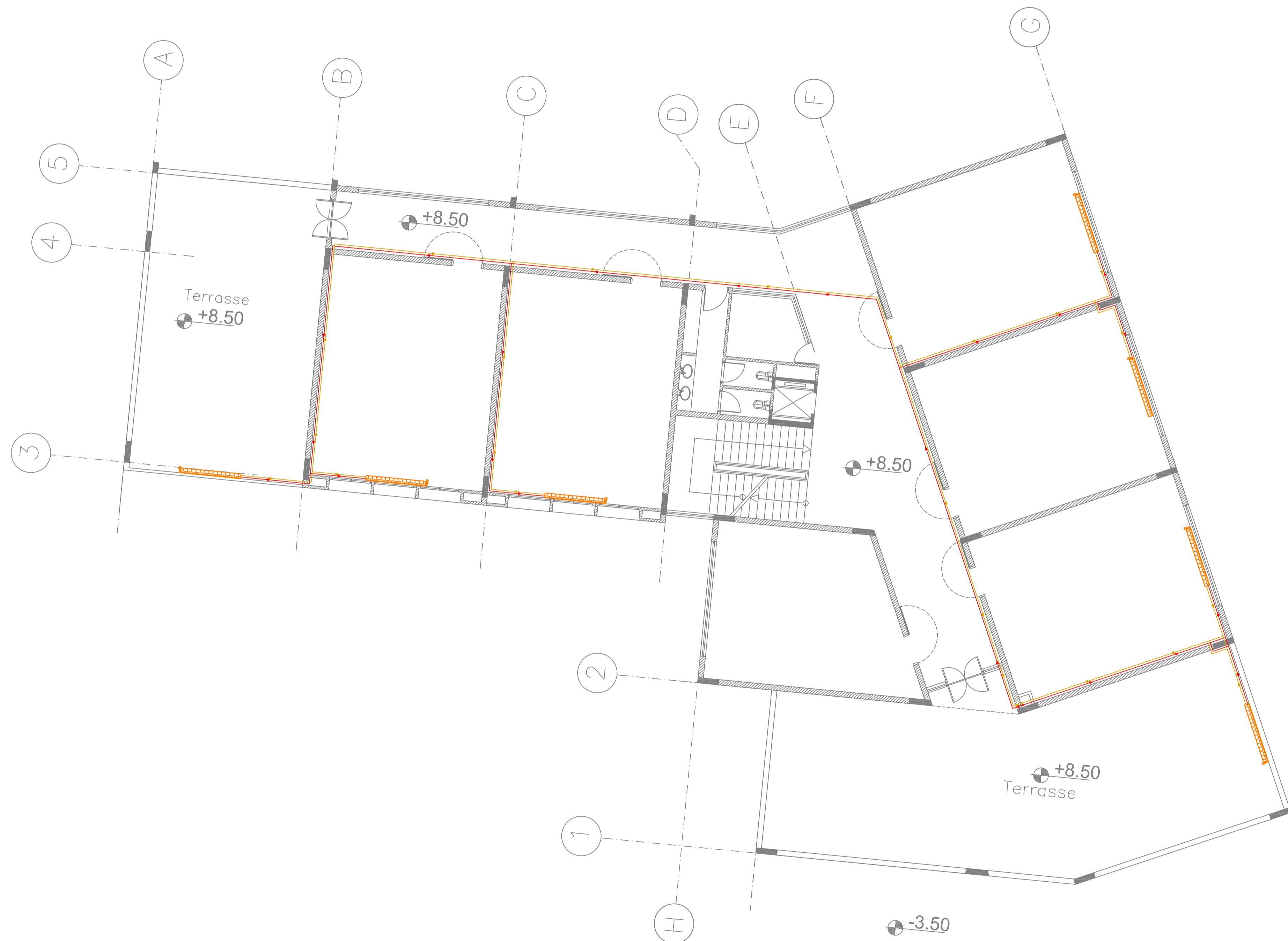


Project Title :


JOURET EL TERMOS
PUBLIC SCHOOL

Notes:

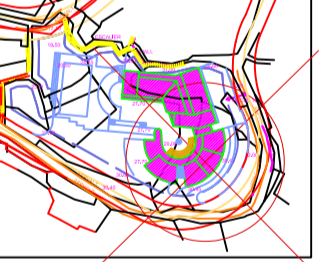
- 1- DO NOT SCALE THIS DRAWING (DIMENSIONS SHOULD BE CALCULATED NOT SCALED).
- 2- ALL DIMENSIONS ARE IN MILLIMETERS UNLESS INDICATED OTHERWISE.
- 3- THE NOTES ON THIS SHEET ARE TO BE USED ON ALL ARCHITECTURAL DWGS.
- 4- ALL DWGS IN THIS FILE ARE TO BE READ IN CONJUNCTION WITH EACH OTHER IN ARCHITECTURAL, STRUCTURAL, ELECTRICAL, MECHANICAL AND WITH THE SPECIFICATIONS & MECHANICALS.
- 5- ALL MECHANICAL ROOMS, TOILETS, SINKS, FLOORING SHALL RECEIVE COLD-FLUID WATERPROOFING BEFORE APPLYING ANY FINISH.
- 6- FOR EXACT LOCATION & DIMENSIONS OF PAD USED FOR PUMPS, TRANSFORMERS, REFER TO ELECTRICAL-MECHANICAL & STRUCTURAL DWGS.
- 7- BLOCKWALLS SHALL BE EXTERNALLY SUPPORTED IN EITHER THE HORIZONTAL OR VERTICAL DIRECTION AT THE INTERIORS INDICATED ON STRUCTURAL DWGS.
- 8- ALL BLOCKWALLS TO EXTEND UP TO CONCRETE SLAB UNLESS OTHERWISE INDICATED.
- 9- ALL EQUIPMENTS FOR KITCHENS, RESTAURANT ARE SHOWN AS INDICATED DWG, REFER TO SPECIALIST DWGS.
- 10- CONTRACTOR SHALL VISIT THE SITE AND THE DESIGN FILE AND SPECIFICATIONS BEFORE THE WORKS ON SITE. IT IS THE CONTRACTOR'S DUTY TO UNDERSTAND THE LOCATION OF NEW SERVICES AND CHECK FOR ANY DISCREPANCIES OF ANY SORT IN THE FINAL DIMENSIONS BEFORE EXECUTION. IF ANY DISCREPANCIES OF ANY SORT ARE FOUND, IT IS THE CONTRACTOR'S DUTY TO INFORM THE ENGINEER & TO SUBMIT SHOP DWGS & PROPOSE SOLUTIONS FOR ENGINEER'S APPROVAL BEFORE EXECUTION IS UNDERTAKEN.
- 11- CONTRACTOR SHALL IMPROVE SAFETY & SECURITY MEASUREMENTS TO SITE & TO ALL ENGINEERS & VISITORS AS PER SPECIFICATIONS. GENERAL REQUIREMENTS, TEMPORARY CONSTRUCTION BARRIERS SIGNS AND LIGHTING TO BE USED AS REQUIRED BY CONTRACTOR TO INSURE SAFETY ON SITE AT ALL TIMES.
- 12- ALL TEMPORARY STRUCTURES SHALL BE ADEQUATELY BRACED BY CONTRACTOR DURING THE COURSE OF CONSTRUCTION & AS REQUIRED FOR THE PROPER EXECUTION OF THE WORKS.
- 13- ALL CONCRETE WALLS AND CORES SHALL HAVE SMOOTH-FORMED FINISH.
- 14- ALL CONCRETE SLAB SOFFIT AND BEAMS SHALL HAVE SMOOTH-FORMED FINISH.
- 15- ALL SMOOTH FORM CONCRETE CORNERS SHALL BE CHAMFERED AT 45 DEGREES WITH A CHAMFER = 20mm.
- 16- ALL CONCRETE RELATED WORKS INCLUDING RESERVATORS, SHAFTS, DOOR OPENINGS AND EMBEDDED ACCESSORIES FOR THE LIFTS, ESCALATORS, DUMPWATERS SHALL BE COORDINATED ON SITE BY THE GENERAL CONTRACTOR AND ALL HIS SUBCONTRACTORS.
- 17- REFLECTED CEILING IN NURSE STATION ARE TO BE COORDINATED WITH CONSULTANT FOR FINAL APPROVAL.



North



KEY PLAN



Rev	ISSUED TO	DATE	DESCRIPTION	AUTH.

CLIENT: 20/02/14 Approved Rev: A/C

Revisions

Date: JAN 2025

Scale: 1/200

Drawn: A/C

Designed: A/C

Checked: A/C

Approved: A/C

Title

SECOND FLOOR LAYOUT

HEATING

Sheet

Client :

CONSULTANT :

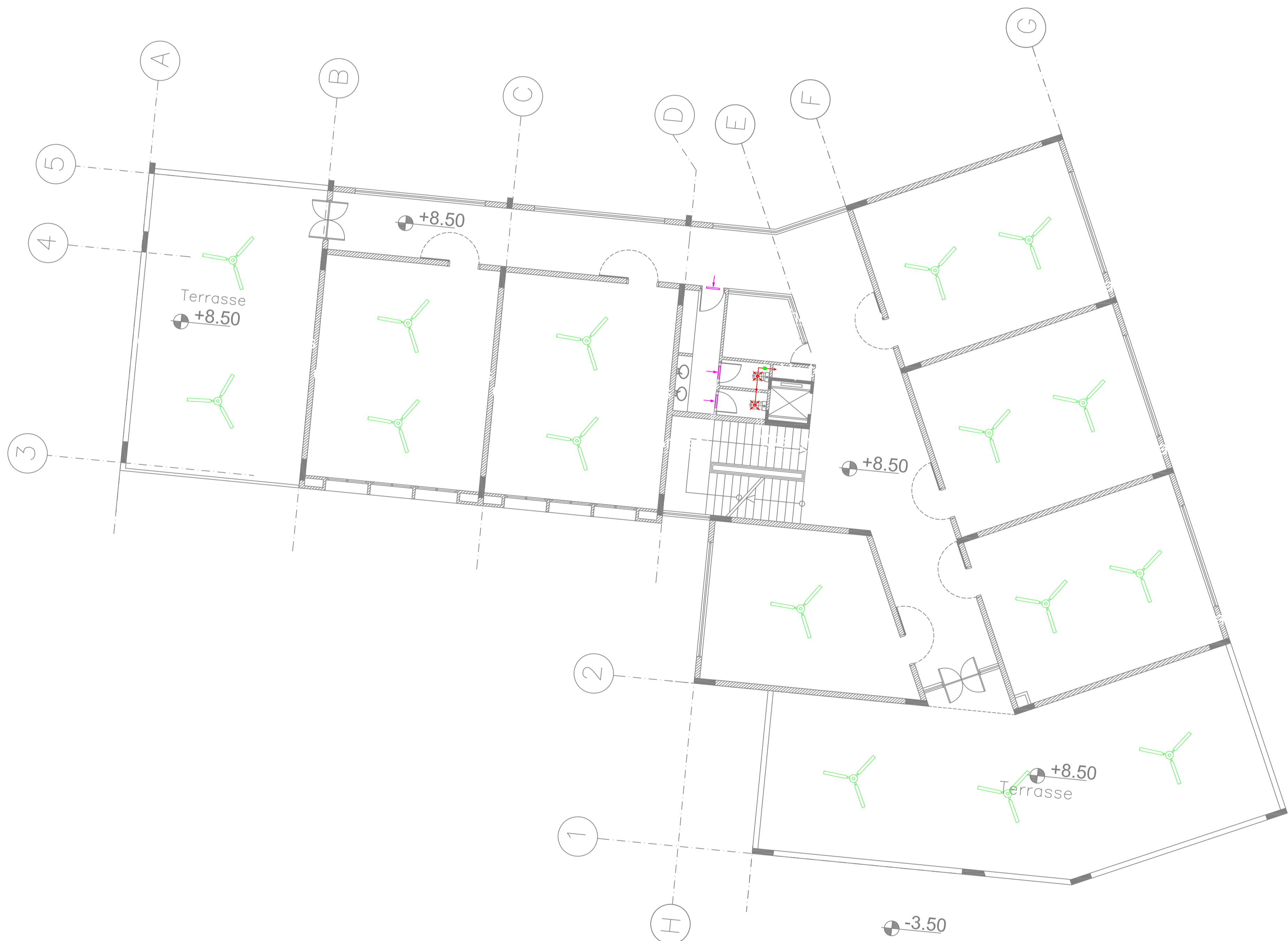


Project Title :

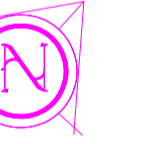
JOURET EL TERMOS
PUBLIC SCHOOL

Notes:

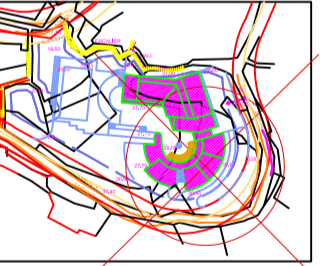
- 1- DO NOT SCALE THIS DRAWING (DIMENSIONS SHOULD BE CALCULATED NOT SCALED).
- 2- ALL DIMENSIONS ARE IN MILLIMETERS UNLESS INDICATED OTHERWISE.
- 3- THE NOTES ON THIS SHEET ARE TO BE USED ON ALL ARCHITECTURAL DWGS.
- 4- ALL DWGS IN THIS FILE ARE TO BE READ IN CONJUNCTION WITH EACH OTHER IN ARCHITECTURAL, STRUCTURAL, ELECTRICAL, MECHANICAL AND CIVIL. REFER TO ELECTRICAL, MECHANICAL & STRUCTURAL DWGS.
- 5- ALL MECHANICAL ROOMS, TOILETS, KITCHENS, FLOORING SHALL RECEIVE COLD-FLUID WATERPROOFING BEFORE APPLYING ANY FINISH.
- 6- FOR EXACT LOCATION & DIMENSIONS OF PAD USED FOR PUMPS, TRANSFORMERS, REFER TO ELECTRICAL & STRUCTURAL DWGS.
- 7- BLOCKWALLS SHALL BE EXTERNALLY SUPPORTED IN EITHER THE HORIZONTAL OR VERTICAL DIRECTION AT THE INTERIORS INDICATED ON STRUCTURAL DWGS.
- 8- ALL BLOCKWALLS TO EXTEND UP TO CONCRETE SLAB UNLESS OTHERWISE INDICATED.
- 9- ALL EQUIPMENTS FOR KITCHENS, RESTAURANT ARE SHOWN AS INDICATED DWG, REFER TO SPECIALIST DWGS.
- 10- REFER TO ELECTRICAL-MECHANICAL DWGS FOR PROVISIONAL OUTLETS.
- 11- CONTRACTOR SHALL INSPECT THE SITE AND THE DESIGN FILE AND SPECIFICATIONS BEFORE PROCEEDING AND REQUIRE CORRECTIONS WITH THE WORKS ON SITE. IT IS THE CONTRACTOR'S DUTY TO UNDERSTAND THE LOCATION OF NEW SERVICES AND CHECK FOR ANY DISCREPANCIES OF ANY SORT IN THE FINAL DIMENSIONS BEFORE EXECUTION. IF ANY DISCREPANCIES OF ANY SORT ARE FOUND, IT IS THE CONTRACTOR'S DUTY TO INFORM THE ENGINEER & TO SUBMIT SHOP DWGS & PROPOSED SOLUTIONS FOR ENGINEER'S APPROVAL BEFORE EXECUTION IS UNDERTAKEN.
- 12- CONTRACTOR SHALL IMPROVE SAFETY & SECURITY MEASUREMENTS TO SITE & TO ALL ENGINEERS & VISITORS AS PER SPECIFICATIONS. GENERAL REQUIREMENTS, TEMPORARY CONSTRUCTION BARRIERS SIGNS AND LIGHTING TO BE USED AS REQUIRED BY CONTRACTOR TO INSURE SAFETY ON SITE AT ALL TIMES.
- 13- ALL TEMPORARY STRUCTURES SHALL BE ADEQUATELY BRACED BY CONTRACTOR DURING THE COURSE OF CONSTRUCTION & AS REQUIRED FOR THE PROPER EXECUTION OF THE WORKS.
- 14- ALL CONCRETE WALLS AND CORES SHALL HAVE SMOOTH-FORMED FINISH.
- 15- ALL CONCRETE SLAB SOFFIT AND BEAMS SHALL HAVE SMOOTH-FORMED FINISH.
- 16- ALL SMOOTH FORM CONCRETE CORNERS SHALL BE CHAMFERED AT 45 DEGREES WITH A CHAMFER = 20mm.
- 17- ALL CONCRETE RELATED WORKS INCLUDING RESERVATIONS, SHAFTS, DOOR OPENINGS AND EMBEDDED ACCESSORIES FOR THE LIFTS, ESCALATORS, DUMPWATERS SHALL BE COORDINATED ON SITE BY THE GENERAL CONTRACTOR AND ALL HIS SUBCONTRACTORS.
- 18- REFLECTED CEILING IN NURSE STATION ARE TO BE COORDINATED WITH CONSULTANT FOR FINAL APPROVAL.



North



KEY PLAN



Rev	ISSUED TO	DATE	DESCRIPTION	AUTH.

Rev ISSUED TO DATE DESCRIPTION AUTH.
 Revisions
 Date JAN 2025
 Scale 1/200
 Drawn
 Designed
 Checked
 Approved
 Title

SECOND FLOOR LAYOUT

VENTILLATION

Sheet

Client :

CONSULTANT :

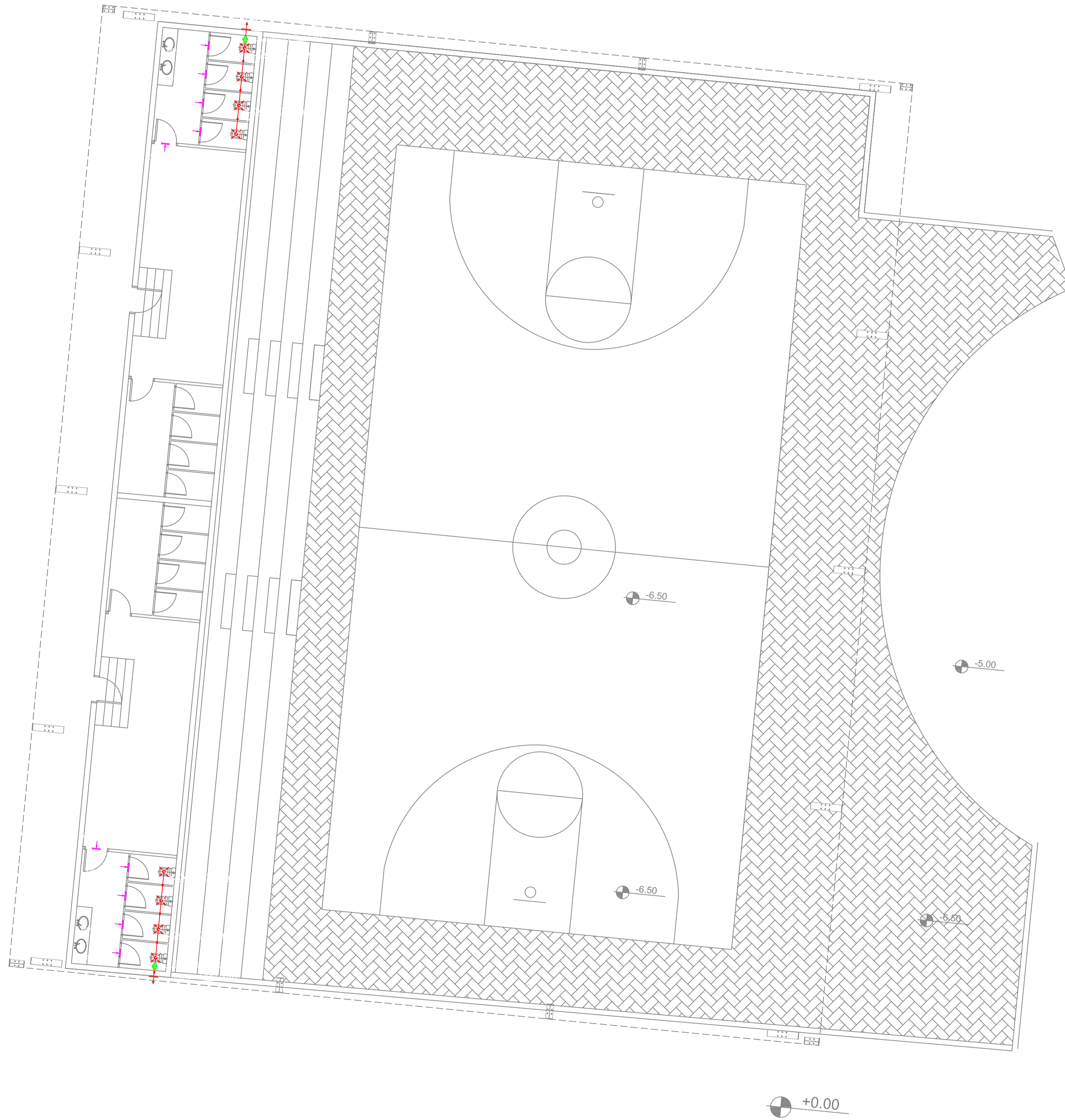


Project Title :


JOURET EL TERMOS
PUBLIC SCHOOL

Notes:

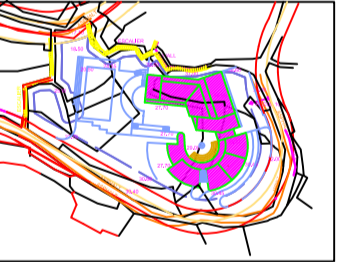
- 1- DO NOT SCALE THIS DRAWING (DIMENSIONS SHOULD BE CALCULATED NOT SCALED)
- 2- ALL DIMENSIONS ARE IN MILLIMETERS UNLESS INDICATED OTHERWISE.
- 3-THE NOTES ON THIS SHEET ARE TO BE USED ON ALL ARCHITECTURAL DWGS
- 4-ALL DWGS IN THIS FILE ARE TO BE READ IN CONJUNCTION WITH EACH OTHER IN ARCHITECTURAL, STRUCTURAL, ELECTRICAL, MECHANICAL, AND PLUMBING WITH THE SPECIFICATIONS & MECHANICALS.
- 5- ALL MECHANICAL ROOMS, TOILETS, KITCHENS, FLOORING SHALL RECEIVE COLD-FLUID WATERPROOFING BEFORE APPLYING ANY FINISH.
- 6- FOR EXACT LOCATION & DIMENSIONS OF PAD USED FOR PUMPS, TRANSFORMERS, REFER TO ELECTRICAL-MECHANICAL & STRUCTURAL DWGS.
- 7-BLOCKWALLS SHALL BE EXTERNALLY SUPPORTED IN EITHER THE HORIZONTAL OR VERTICAL DIRECTION AT THE INTERMEDIATES INDICATED ON STRUCTURAL DWGS.
- 8- ALL BLOCKWALLS TO EXCEED UP TO CONCRETE SLAB UNLESS OTHERWISE INDICATED.
- 9- ALL EQUIPMENTS FOR KITCHENS, RESTAURANT ARE SHOWN AS INDICATED DWG, REFER TO SPECIALIST DWGS.
- 10- CONTRACTOR SHALL INSPECT THE SITE AND THE DESIGN FILE AND SPECIFICATIONS BEFORE THE WORKS ON SITE. IT IS THE CONTRACTOR'S DUTY TO UNDERSTAND THE LOCATION OF NEW SERVICES AND CHECK FOR ANY DISCREPANCIES OF ANY SORT IN THE FINAL DIMENSIONS BEFORE EXECUTION. IF ANY DISCREPANCIES OF ANY SORT ARE FOUND, IT IS THE CONTRACTOR'S DUTY TO INFORM THE ENGINEER & TO SUBMIT SHOP DWGS & PROPOSE SOLUTIONS FOR ENGINEER'S APPROVAL BEFORE EXECUTION IS UNDERTAKEN.
- 11- CONTRACTOR SHALL IMPROVE SAFETY & SECURITY MEASUREMENTS TO SITE & TO ALL ENGINEERS & VISITORS AS PER SPECIFICATIONS. GENERAL REQUIREMENTS, TEMPORARY CONSTRUCTION BARRIERS SIGNS AND LIGHTING TO BE USED AS REQUIRED BY CONTRACTOR TO INSURE SAFETY ON SITE AT ALL TIMES.
- 12- ALL TEMPORARY STRUCTURES SHALL BE ADEQUATELY BRACED BY CONTRACTOR DURING THE COURSE OF CONSTRUCTION & AS REQUIRED FOR THE PROPER EXECUTION OF THE WORKS.
- 13- ALL CONCRETE WALLS AND CORES SHALL HAVE SMOOTH-FORMED FINISH.
- 14- ALL CONCRETE SLAB SOFFIT AND BEAMS SHALL HAVE SMOOTH-FORMED FINISH.
- 15- ALL SMOOTH FORM CONCRETE CORNERS SHALL BE CHAMFERED AT 45 DEGREES WITH OF CHAMFER = 25mm.
- 16- ALL CONCRETE RELATED WORKS INCLUDING RESERVATIONS, SHAFTS, DOOR OPENINGS AND EMBEDDED ACCESSORIES FOR THE LIFTS, ESCALATORS, DUMPWATERS SHALL BE COORDINATED ON SITE BY THE GENERAL CONTRACTOR AND ALL HIS SUBCONTRACTORS.
- 17- REFLECTED CEILING IN NURSE STATION ARE TO BE COORDINATED WITH CONSULTANT FOR FINAL APPROVAL.



North



KEY PLAN



Rev	ISSUED TO	DATE	DESCRIPTION	AUTH.

Revisions

Date: JAN 2025

Scale: 1/200

Drawn: M.A.

Designed: M.A.

Checked: M.A.

Approved: M.A.

Title

PLAYGROUND

VENTILATION

Sheet

Client :

CONSULTANT :

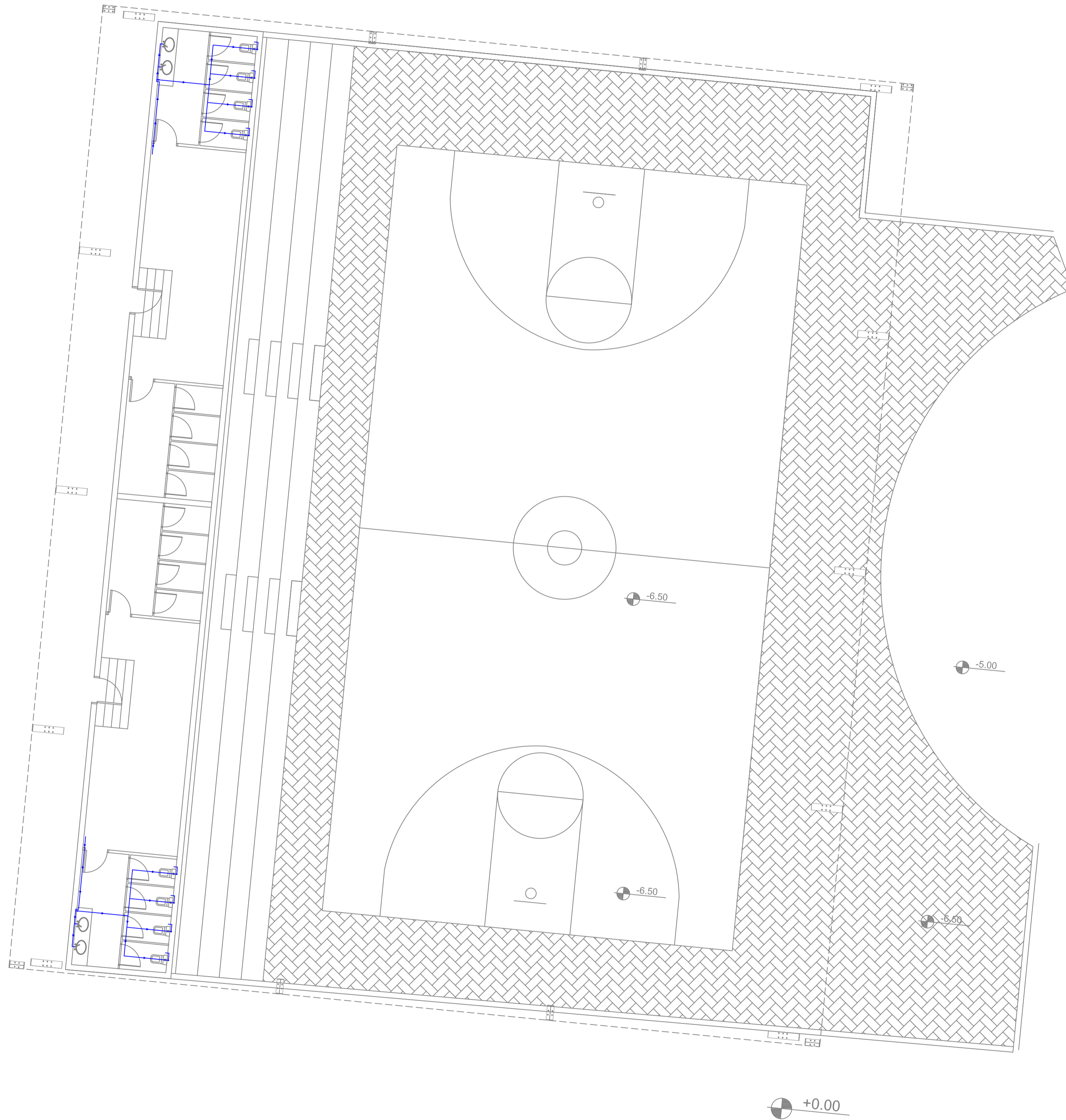


Project Title :


JOURET EL TERMOS
PUBLIC SCHOOL

Notes:

- 1- DO NOT SCALE THIS DRAWING (DIMENSIONS SHOULD BE CALCULATED NOT SCALED)
- 2- ALL DIMENSIONS ARE IN MILLIMETERS UNLESS INDICATED OTHERWISE.
- 3-THE NOTES ON THIS SHEET ARE TO BE USED ON ALL ARCHITECTURAL DWGS
- 4-ALL DWGS IN THIS FILE ARE TO BE READ IN CONJUNCTION WITH EACH OTHER IN ARCHITECTURAL, STRUCTURAL, ELECTRICAL, MECHANICAL, AND PLUMBING WITH THE SPECIFICATIONS & MECHANICALS.
- 5- ALL MECHANICAL ROOMS, TOILETS, SINKS, FLOORING SHALL RECEIVE COLD-FLUID WATERPROOFING BEFORE APPLYING ANY FINISH.
- 6- FOR EXACT LOCATION & DIMENSIONS OF PAD USED FOR PUMPS, TRANSFORMERS, REFER TO ELECTRICAL-MECHANICAL & STRUCTURAL DWGS.
- 7-BLOCKWALLS SHALL BE EXTERNALLY SUPPORTED IN EITHER THE HORIZONTAL OR VERTICAL DIRECTION AT THE INTERMEDIATES INDICATED ON STRUCTURAL DWGS.
- 8- ALL BLOCKWALLS TO EXCEED UP TO CONCRETE SLAB UNLESS OTHERWISE INDICATED.
- 9- ALL EQUIPMENTS FOR KITCHENS, RESTAURANT ARE SHOWN AS INDICATED DWG, REFER TO SPECIALIST DWGS.
- 10-CONTRACTOR SHALL INSPECT THE SITE AND THE DESIGN FILE AND SPECIFICATIONS BEFORE THE WORKS ON SITE. IT IS THE CONTRACTOR'S DUTY TO UNDERSTAND THE LOCATION OF NEW SERVICES AND CHECK FOR ANY DISCREPANCIES OF ANY SORT IN THE FINAL DRAWINGS BEFORE EXECUTION. IF ANY DISCREPANCIES OF ANY SORT ARE FOUND, IT IS THE CONTRACTOR'S DUTY TO INFORM THE ENGINEER & TO SUBMIT SHOP DWGS & PROPOSE SOLUTIONS FOR ENGINEER'S APPROVAL BEFORE EXECUTION IS UNDERTAKEN.
- 11-CONTRACTOR SHALL IMPROVE SAFETY & SECURITY MEASUREMENTS TO SITE & TO ALL ENGINEERS & VISITORS AS PER SPECIFICATIONS GENERAL REQUIREMENTS. TEMPORARY CONSTRUCTION BARRIERS SIGNS AND LIGHTING TO BE USED AS REQUIRED BY CONTRACTOR TO INSURE SAFETY ON SITE AT ALL TIMES.
- 12-ALL TEMPORARY STRUCTURES SHALL BE ADEQUATELY BRACED BY CONTRACTOR DURING THE COURSE OF CONSTRUCTION & AS REQUIRED FOR THE PROPER EXECUTION OF THE WORKS.
- 13-ALL CONCRETE WALLS AND CORES SHALL HAVE SMOOTH-FORMED FINISH.
- 14-ALL CONCRETE SLAB SOFFIT AND BEAMS SHALL HAVE SMOOTH-FORMED FINISH.
- 15-ALL SMOOTH FORM CONCRETE CORNERS SHALL BE CHAMFERED AT 45 DEGREE WITH OF CHAMFER = 25mm.
- 16-ALL CONCRETE RELATED WORKS INCLUDING RESERVATIONS, SHAFTS, DOOR OPENINGS AND EMBEDDED ACCESSORIES FOR THE LIFTS, ESCALATORS, DUMPWATERS SHALL BE COORDINATED ON SITE BY THE GENERAL CONTRACTOR AND ALL HIS SUBCONTRACTORS.
- 17-REFLECTED CEILING IN NURSE STATION ARE TO BE COORDINATED WITH CONSULTANT FOR FINAL APPROVAL.



North



KEY PLAN



Rev	ISSUED TO	DATE	DESCRIPTION	AUTH.

Revisions

Date: JAN 2025

Scale: 1:100

Drawn: P.A.

Designed: P.A.

Checked: P.A.

Approved: P.A.

Title

PLAYGROUND

WATER SUPPLY

Sheet

Client :

CONSULTANT :

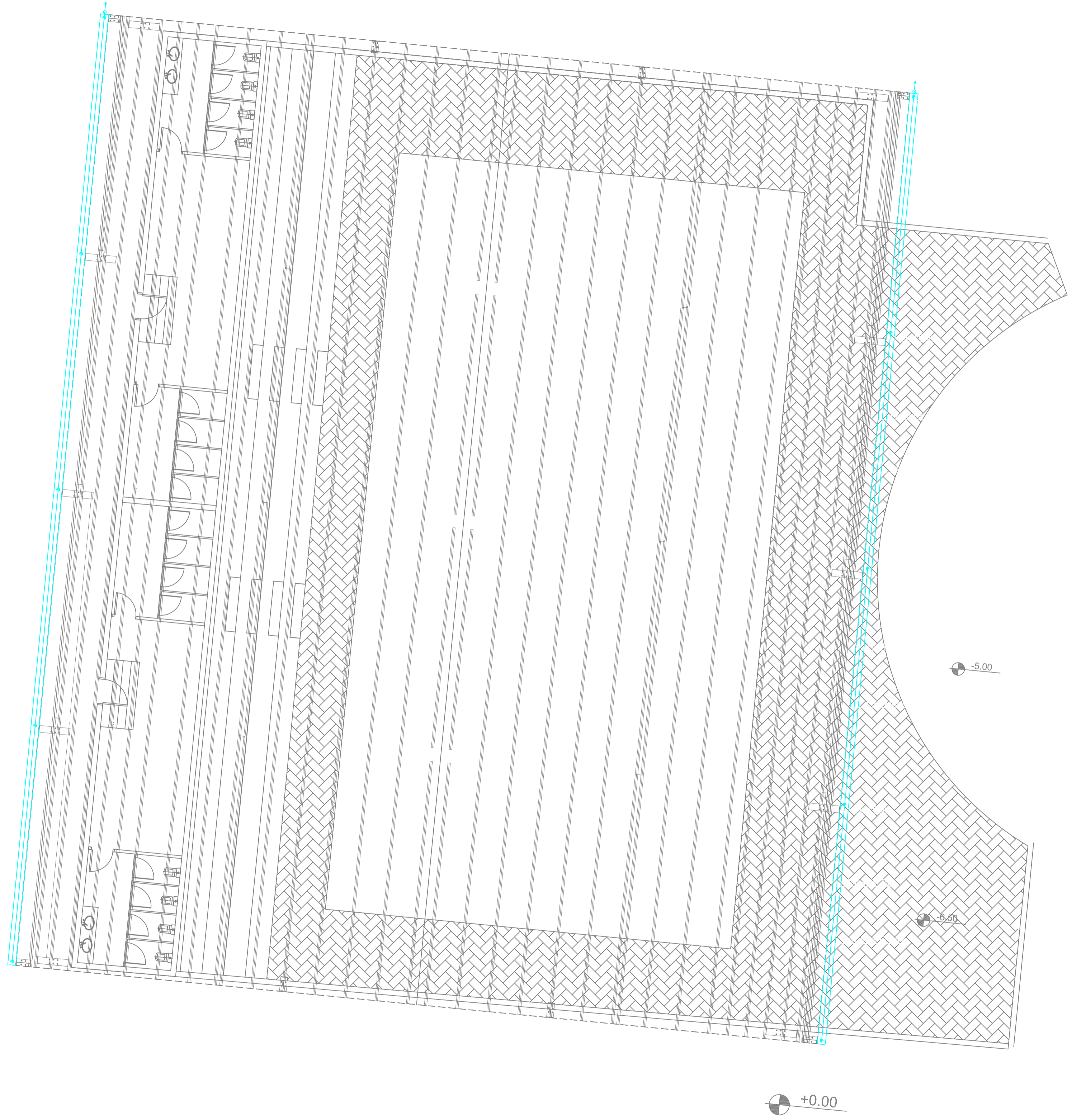


Project Title :


JOURET EL TERMOS
PUBLIC SCHOOL

Notes:

- 1- DO NOT SCALE THIS DRAWING (DIMENSIONS SHOULD BE CALCULATED NOT SCALED)
- 2- ALL DIMENSIONS ARE IN MILLIMETERS UNLESS INDICATED OTHERWISE.
- 3-THE NOTES ON THIS SHEET ARE TO BE USED ON ALL ARCHITECTURAL DWGS
- 4-ALL DWGS IN THIS FILE ARE TO BE READ IN CONJUNCTION WITH EACH OTHER IN ARCHITECTURAL, STRUCTURAL, ELECTRICAL, MECHANICALS, WITH THE SPECIFICATIONS & MECHANICALS.
- 5- ALL MECHANICAL ROOMS, TOILETS, SINKS, FLOORING SHALL RECEIVE COLD-FLUID WATERPROOFING BEFORE APPLYING ANY FINISH.
- 6- FOR EXACT LOCATION & DIMENSIONS OF PAD USED FOR PUMPS, TRANSFORMERS, REFER TO ELECTRO-MECHANICAL & STRUCTURAL DWGS.
- 7-BLOCKWALLS SHALL BE EXTERNALLY SUPPORTED IN EITHER THE HORIZONTAL OR VERTICAL DIRECTION AT THE INTERMEDIATES INDICATED ON STRUCTURAL DWGS.
- 8- ALL BLOCKWALLS TO EXTEND UP TO CONCRETE SLAB UNLESS OTHERWISE INDICATED.
- 9- ALL EQUIPMENTS FOR KITCHENS, RESTAURANT ARE SHOWN AS INDICATED DWG.C, REFER TO SPECIALIST DWGS.
- 10-CONTRACTOR SHALL INSPECT THE SITE AND THE DESIGN FILE AND SPECIFICATIONS BEFORE THE WORKS ON SITE. IT IS THE CONTRACTOR'S DUTY TO UNDERSTAND THE LOCATION OF NEW SERVICES AND CHECK FOR ANY DISCREPANCIES OF ANY SORT IN THE FINAL DIMENSIONS BEFORE EXECUTION. IF ANY DISCREPANCIES OF ANY SORT ARE FOUND, IT IS THE CONTRACTOR'S DUTY TO INFORM THE ENGINEER & TO SUBMIT SHOP DWGS & PROPOSE SOLUTIONS FOR ENGINEER'S APPROVAL BEFORE EXECUTION IS UNDERTAKEN.
- 11-CONTRACTOR SHALL IMPROVE SAFETY & SECURITY MEASUREMENTS TO SITE & TO ALL ENGINEERS & VISITORS AS PER SPECIFICATIONS. GENERAL REQUIREMENTS, TEMPORARY CONSTRUCTION BARRIERS SIGNS AND LIGHTING TO BE USED AS REQUIRED BY CONTRACTOR TO INSURE SAFETY ON SITE AT ALL TIMES.
- 12-ALL TEMPORARY STRUCTURES SHALL BE ADEQUATELY BRACED BY CONTRACTOR DURING THE COURSE OF CONSTRUCTION & AS REQUIRED FOR THE PROPER EXECUTION OF THE WORKS.
- 13-ALL CONCRETE WALLS AND CORES SHALL HAVE SMOOTH-FORMED FINISH.
- 14-ALL CONCRETE SLAB SOFFIT AND BEAMS SHALL HAVE SMOOTH-FORMED FINISH.
- 15-ALL SMOOTH FORM CONCRETE CORNERS SHALL BE CHAMFERED AT 45 DEGREES WITH OF CHAMFER = 20mm.
- 16-ALL CONCRETE RELATED WORKS INCLUDING RESERVATIONS, SHAFTS, DOOR OPENINGS AND EMBEDDED ACCESSORIES FOR THE LIFTS, ESCALATORS, DUMPWATERS SHALL BE COORDINATED ON SITE BY THE GENERAL CONTRACTOR AND ALL HIS SUBCONTRACTORS.
- 17-REFLECTED CEILING IN NURSE STATION ARE TO BE COORDINATED WITH CONSULTANT FOR FINAL APPROVAL.



North



KEY PLAN



Rev#	ISSUED TO	DATE	DESCRIPTION	AUTH.

Revisions

Date: JAN 2025

Scale: 1/200

Drawn: P.A.

Designed: P.A.

Checked: P.A.

Approved: P.A.

Title

PLAYGROUND

RAINWATER

Sheet

