1 ROOFING SYSTEM

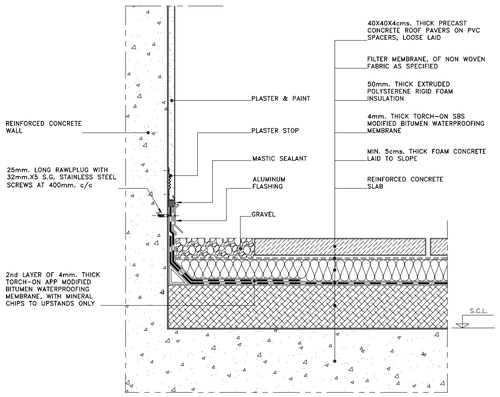

1a BUILT UP ROOFING TYPE R1
Scale: 1/5

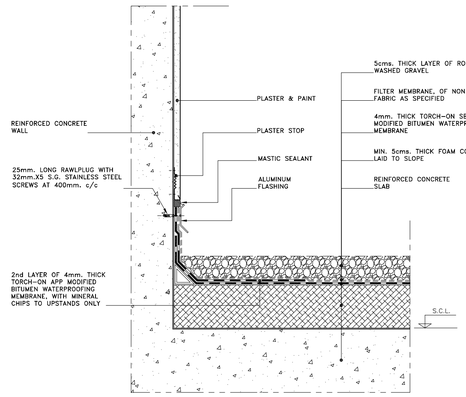

1b BUILT UP ROOFING TYPE R2
Scale: 1/5

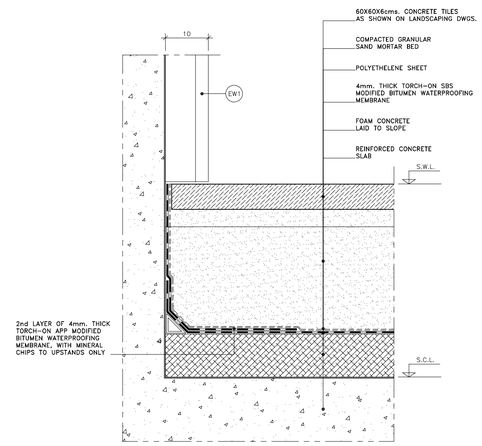

1c BUILT UP ROOFING TYPE R3 FOR SIDE WALKS AT GROUND FLOOR
Scale: 1/5

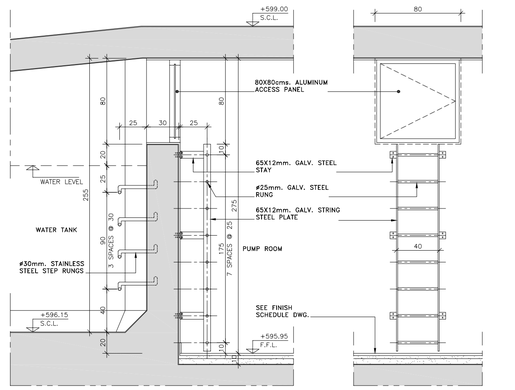

2a PARTIAL SECTION
SCALE: 1/20

2b PARTIAL ELEVATION
SCALE: 1/20

2 WATER TANK CAT LADDER DETAIL

NOTES

1- FOR GENERAL NOTES, LEGEND, ABBREVIATIONS, SCHEDULES OF INTERNAL FINISHES REFER TO DRAWING # A001
2- DRAWINGS SHALL NOT BE SCALED.
3- ALL DIMENSIONS ARE IN CENTIMETERS.
4- ALL LEVEL ARE IN METERS.

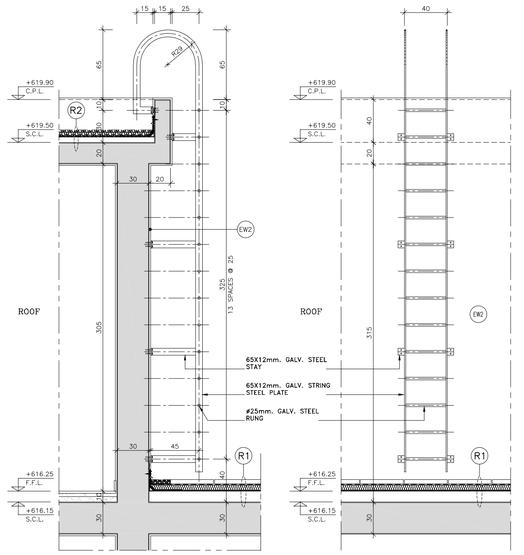

3a PARTIAL SECTION
SCALE: 1/20

3b PARTIAL ELEVATION
SCALE: 1/20

3 CAT LADDER DETAIL

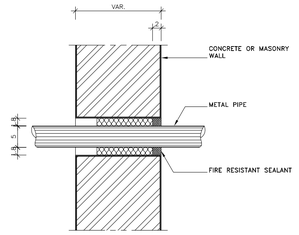

4a METAL PIPE PENETRATION THROUGH WALL
Scale: 1/5

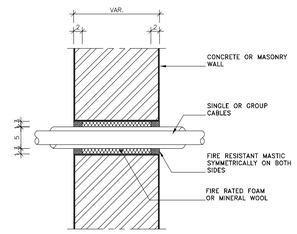

4b SINGLE OR GROUP CABLE PENETRATION THROUGH WALL
Scale: 1/5

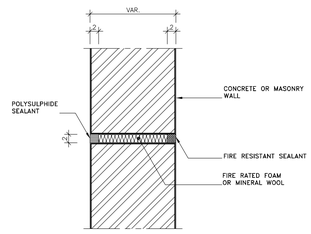

4c CONSTRUCTION JOINTS IN FIRE RATED WALL
Scale: 1/5

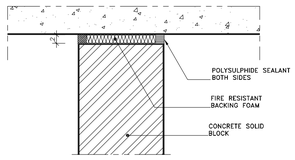

4d WALL JUNCTION AT SOFFIT OF SLAB/WALL
Scale: 1/5

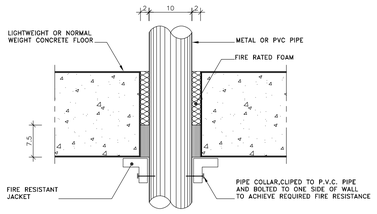

4e P.V.C. PIPE PENETRATION I.D.<50mm. TO 150mm. THROUGH CONCRETE FLOOR
Scale: 1/5

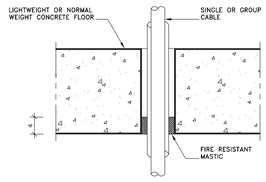

4f SINGLE OR GROUP CABLE PENETRATION THROUGH CONCRETE FLOOR
Scale: 1/5

4 FIRE AND SMOKE STOP DETAILS THROUGH FLOOR SLAB & FIRE RATED WALLS

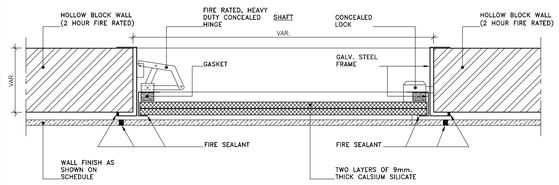

5 ACCESS PANELS DETAILS
Scale: N.T.S.

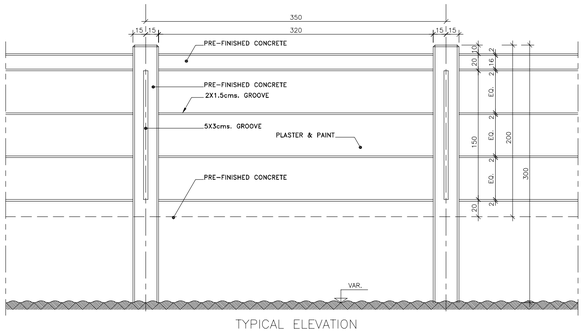

TYPICAL ELEVATION

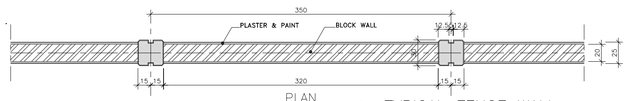

PLAN

6 TYPICAL FENCE WALL
SCALE: 1/25

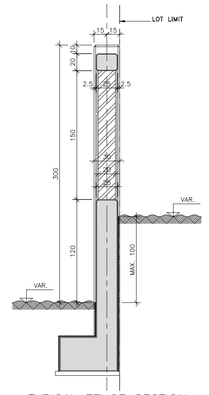

TYPICAL FENCE SECTION -CASE 1-
(up to 100cm Max. difference in level)

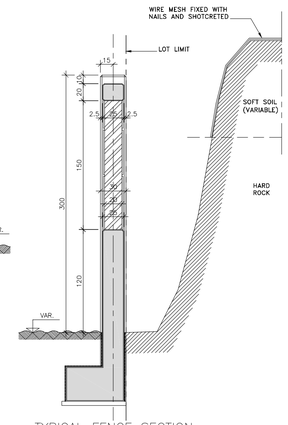

TYPICAL FENCE SECTION -CASE 2-
(for more than 100cm difference in level)

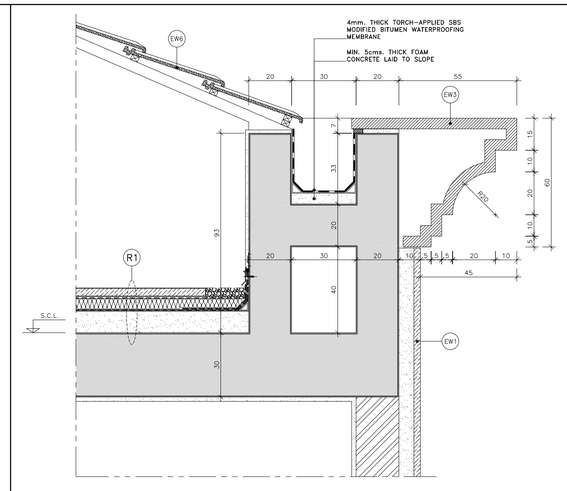

7 SECTION DETAIL
SCALE: 1/10

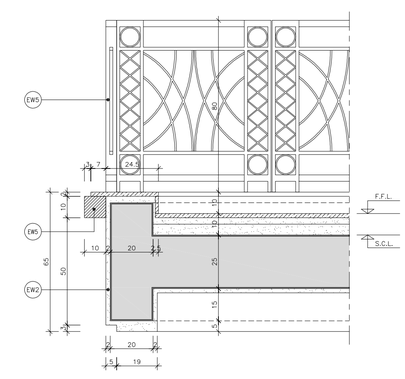

8 SECTION DETAIL
SCALE: 1/10

No.	REVISION	APP'D	DATE

CLIENT
الجمهورية اللبنانية
مجلس الإنماء والإعمار

CONSULTANT
Khatib & Alami
consolidated engineering company S.A.L.

PROJECT TITLE
CHHIM GOVERNMENTAL OFFICES BUILDING

DRAWING TITLE
MISCELLANEOUS DETAILS 2/2

	NAME	DRAWING No.
DESIGNED	K & A	A604
DRAWN	M. JAREKJI	
COORDINATED	H. JARRAH	PROJECT No.
CHECKED	H. JARRAH	BY151600
APPROVED	H. JARRAH	
SCALE	AS SHOWN	FILE NAME
DATE	February 2016	BY1516-AD-MIS-02

APPROVED FOR CONSTRUCTION: TENDER SUBMISSION
SHEET No.