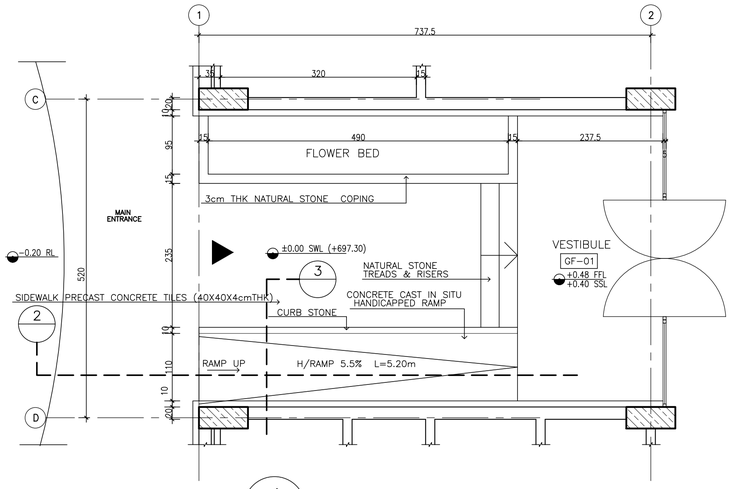

1 HANDICAPPED RAMP DETAILED PLAN
SCALE 1/50

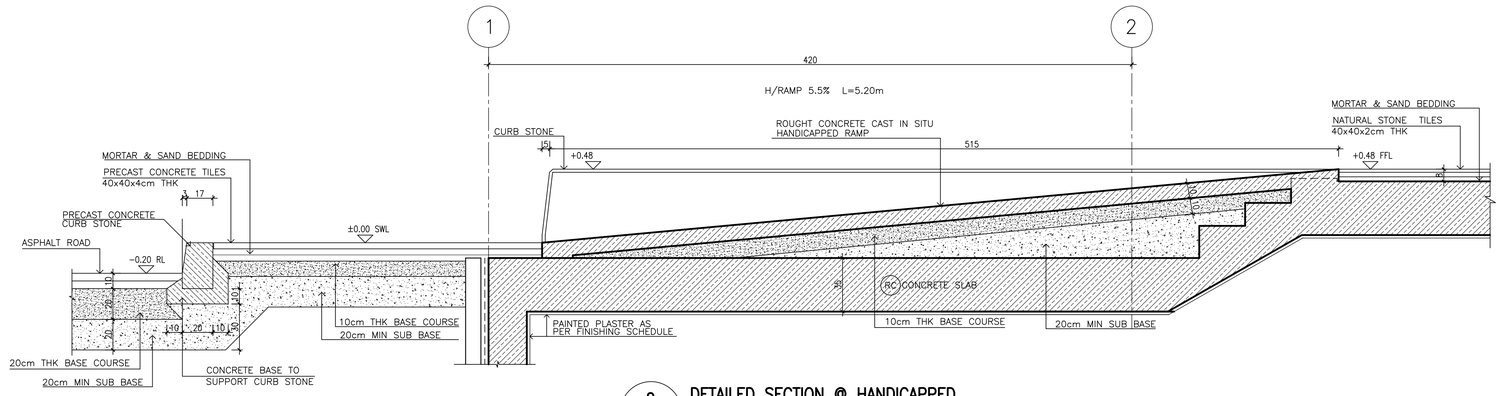

2 DETAILED SECTION @ HANDICAPPED RAMP AND SIDE WALK
SC : 1/20

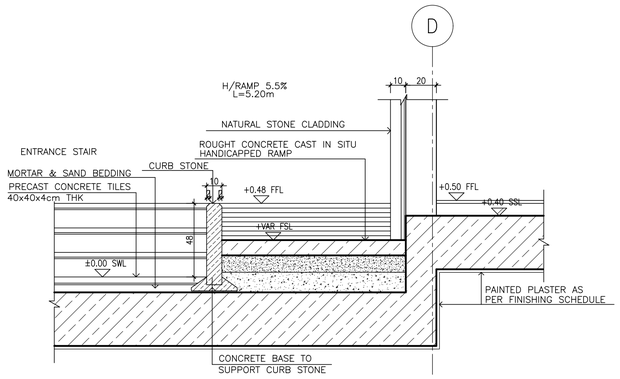

3 DETAILED SECTION @ HANDICAPPED RAMP AND ENTANCE STAIR
SC : 1/20

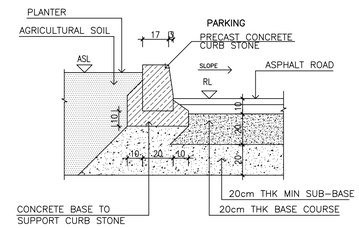

4 DETAILED SECTION BETWEEN ASPHALT ROAD AND FLOWER BED
SC : 1/20

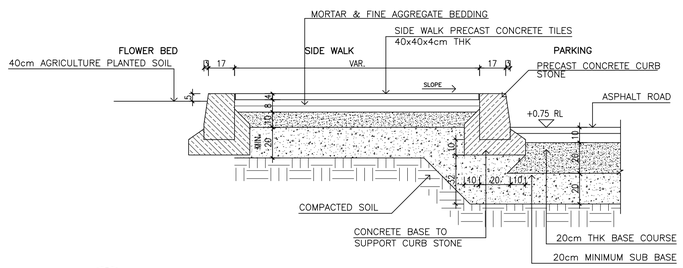

5 DETAILED SECTION BETWEEN ASPHALT ROAD , SIDE WALK & FLOWER BED
SC : 1/20

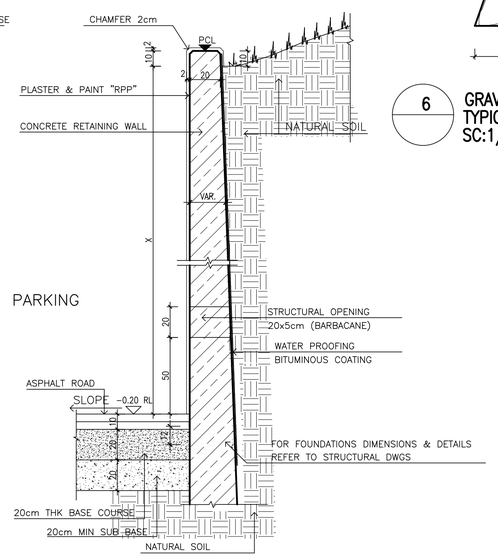

6 RETAINING WALL & PARKING
TYPICAL VERTICAL SECTION
SC:1/20

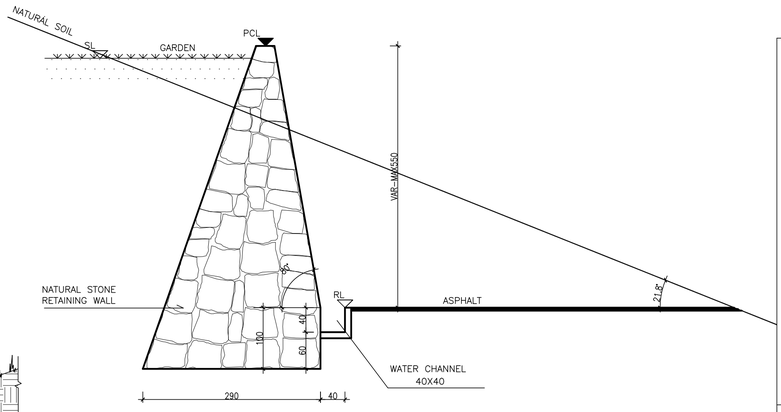

6 GRAVITY NATURAL STONE RETAINING WALL
TYPICAL VERTICAL SECTION
SC:1/50

GENERAL NOTES

1. ALL DIMENSIONS ARE IN CENTIMETERS , LEVELS ARE IN METERS .
2. ALL MATERIAL AND EQUIPMENT SHALL TAKE THE PRIOR APPROVAL OF THE CLIENT BEFORE CONSTRUCTION
3. DO NOT SCALE DWGS. ONLY FIGURED DIMENSIONS MUST BE CONSIDERED
4. FOR SYMBOLS & ABBREVIATIONS REFER TO DWG A-01
5. ALL ARCHITECTURAL DWGS MUST BE READ IN CONJUNCTION WITH STRUCTURAL & ELECTRO-MECHANICAL DWGS
6. ALL DIMENSIONS MUST BE VERIFIED BY THE CONTRACTOR BEFORE PREPARATION OF SHOP DRAWINGS
7. THE CONTRACTOR SHALL SUBMIT THE SHOP DRAWING AS PER ACTUAL SITE MEASUREMENTS FOR APPROVAL, BEFORE COMMENCING THE WORK/FABRICATION ON SITE.
8. THE CONTRACTOR MUST INFORM THE ARCHITECTURE ENGINEER ABOUT ANY CONTRADICTION OF ANY KIND BEFORE BEGINNING OF CONSTRUCTION
9. FINISH FLOOR ELEVATIONS AND FINISH CEILING HEIGHTS ARE INDICATED ON THE FLOOR AND REFLECTED CEILING PLANS RESPECTIVELY
10. FINISHING TREATMENT OF FLOORS , WALLS AND CEILINGS AS PER SCHEDULE OF FINISHES
11. DATUM LEVEL +697.30 EQUAL TO ±0.00 BUILDING PROJECT LEVEL

KEY PLAN:

Rev.	Description	Drawn	Checked	Approved	Date

REPUBLIC OF LEBANON

COUNCIL FOR DEVELOPMENT AND RECONSTRUCTION

CONSULTANT:

ETEC
Established in 1965 - C.R. 16013
P.O.BOX 11-0078 BEIRUT-LEBANON
Tel: 961/1/364304/5 Fax: 1/367747
E-mail : etecsal@cyberia.net.lb
WEB SITE: WWW. etecsal.com

PROJECT:

AKKAR SAHLEH GOVERNMENTAL HOSPITAL
DETAILED FINAL DESIGN
PHASE 5

TITLE:

EXTERNAL WORK DETAILS

DRAWN BY:	Name R.F.	Date JULY 2026	Signature	FILE:	ASGH-A31
CHECKED BY:	F.T.	JULY 2026		SIZE:	A1
APPROVED BY:	E.A.J.	JULY 2026		SCALE	1/50,1/20
DRAWING NO.:	A31			REVISION	00

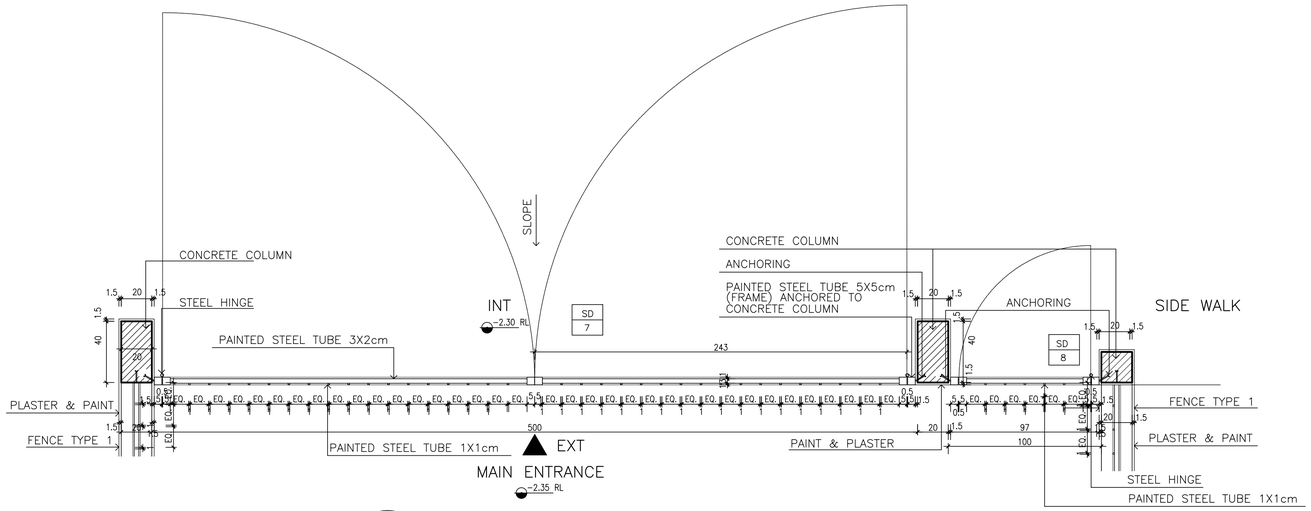

1 **STEEL DOORS SD7 & SD8 – HORIZONTAL SECTION**
MAIN ENTRANCE – GROUND FLOOR
SC:1/20

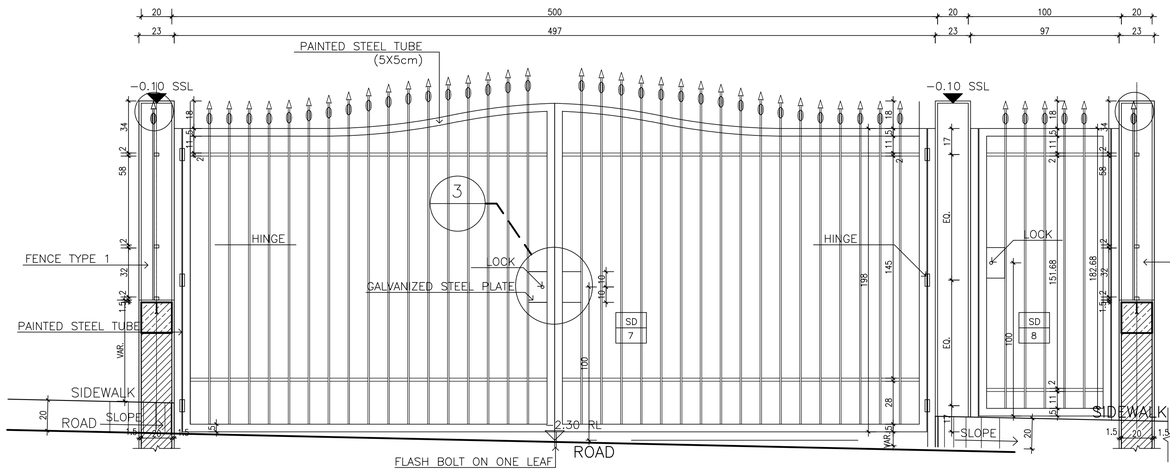

2 **STEEL DOORS SD7 & SD8 – ELEVATION**
MAIN ENTRANCE – GROUND FLOOR
SC:1/20

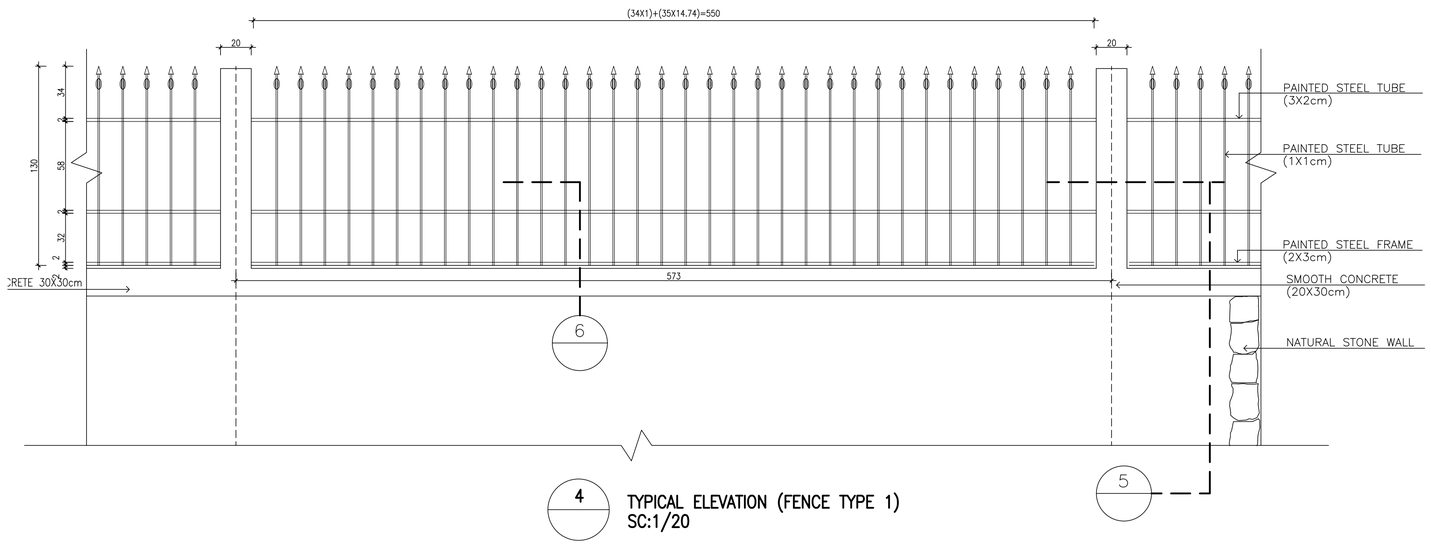

4 **TYPICAL ELEVATION (FENCE TYPE 1)**
SC:1/20

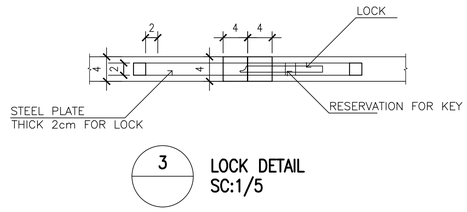

3 **LOCK DETAIL**
SC:1/5

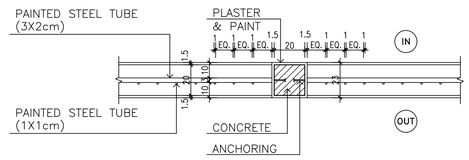

5 **FENCE (TYPE 1) PLAN**
DETAILED TYPE
SC:1/20

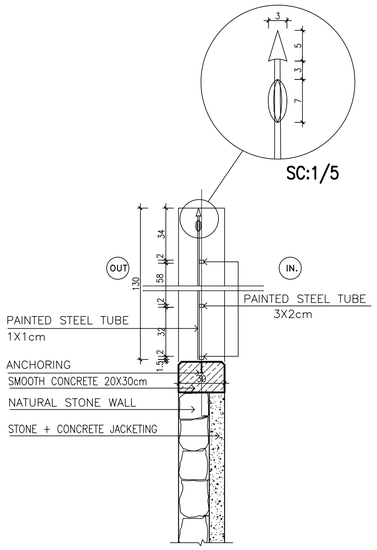

6 **FENCE (TYPE 1)**
TYPICAL SECTION DETAIL
SC:1/20

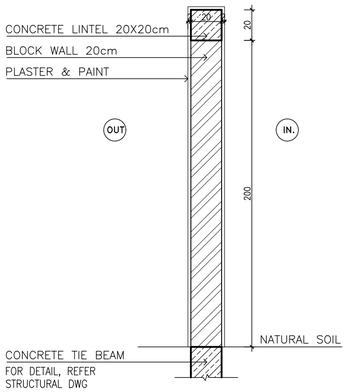

7 **FENCE (TYPE 2)**
TYPICAL SECTION DETAIL
SC:1/20

GENERAL NOTES

1. ALL DIMENSIONS ARE IN CENTIMETERS , LEVELS ARE IN METERS .
2. ALL MATERIAL AND EQUIPMENT SHALL TAKE THE PRIOR APPROVAL OF THE CLIENT BEFORE CONSTRUCTION
3. DO NOT SCALE DWGS. ONLY FIGURED DIMENSIONS MUST BE CONSIDERED
4. FOR SYMBOLS & ABBREVIATIONS REFER TO DWG A-01
5. ALL ARCHITECTURAL DWGS MUST BE READ IN CONJUNCTION WITH STRUCTURAL & ELECTRO-MECHANICAL DWGS
6. ALL DIMENSIONS MUST BE VERIFIED BY THE CONTRACTOR BEFORE PREPARATION OF SHOP DRAWINGS
7. THE CONTRACTOR SHALL SUBMIT THE SHOP DRAWING AS PER ACTUAL SITE MEASUREMENTS FOR APPROVAL, BEFORE COMMENCING THE WORK/FABRICATION ON SITE.
8. THE CONTRACTOR MUST INFORM THE ARCHITECTURE ENGINEER ABOUT ANY CONTRADICTION OF ANY KIND BEFORE BEGINNING OF CONSTRUCTION
9. FINISH FLOOR ELEVATIONS AND FINISH CEILING HEIGHTS ARE INDICATED ON THE FLOOR AND REFLECTED CEILING PLANS RESPECTIVELY
10. FINISHING TREATMENT OF FLOORS , WALLS AND CEILINGS AS PER SCHEDULE OF FINISHES
11. DATUM LEVEL +697.30 EQUAL TO ±0.00 BUILDING PROJECT LEVEL

KEY PLAN:

Rev.	Description	Drawn	Checked	Approved	Date

REPUBLIC OF LEBANON

COUNCIL FOR DEVELOPMENT AND RECONSTRUCTION

CONSULTANT:

ETEC
Established in 1965 - C.R. 16013
P.O.BOX 11-5078 BEIRUT-LEBANON
Tel: 961/1/364304/5 Fax: 1/367747
E-mail : etecsal@cyberia.net.lb
WEB SITE: WWW. etecsal.com

PROJECT:

AKKAR SAHLEH GOVERNMENTAL HOSPITAL
DETAILED FINAL DESIGN
PHASE 5

TITLE:

MAIN GATE AND FENCE DETAILS

DRAWN BY:	Name R.F.	Date JULY 2026	Signature	FILE:	ASGH-A32
CHECKED BY:	F.T.	JULY 2026		SIZE:	A1
APPROVED BY:	E.A.J.	JULY 2026		SCALE	1/20,1/5
DRAWING NO.:	A32			REVISION	00

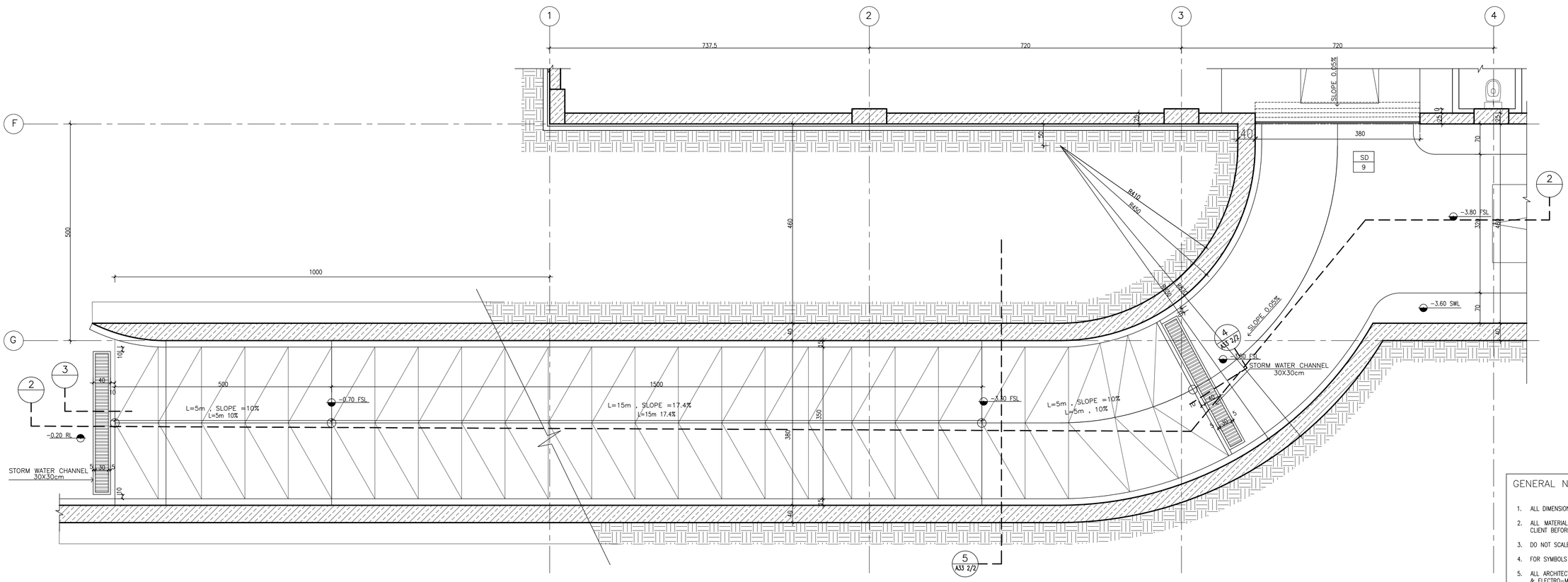

1 RAMP PLAN DETAIL
SCALE 1/50

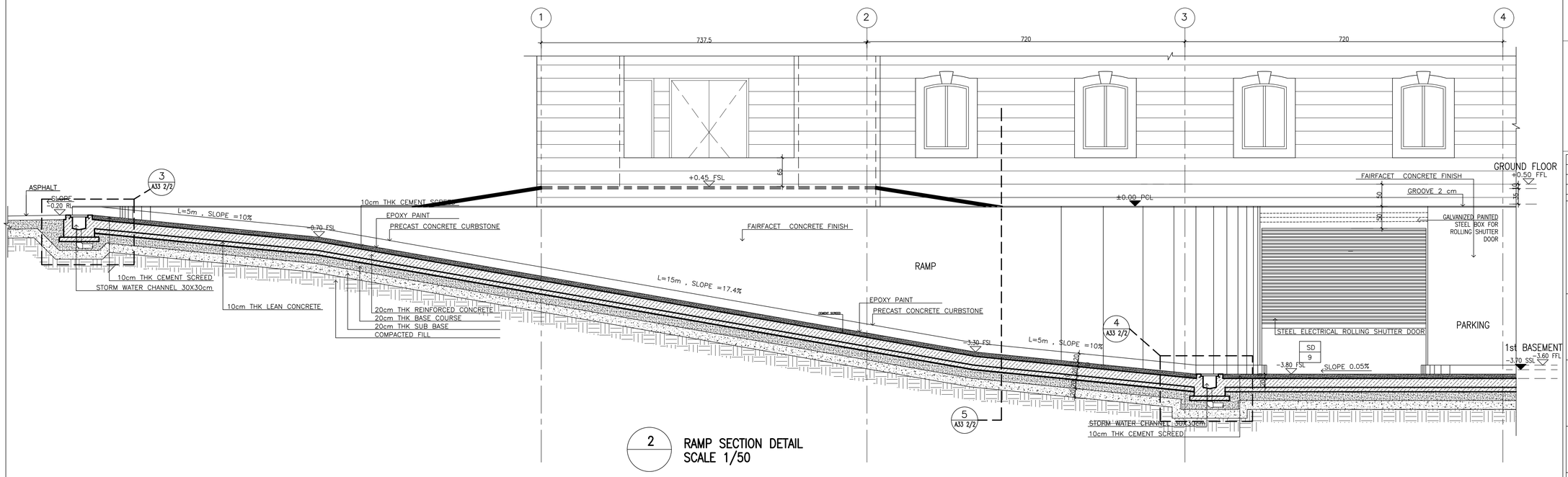

2 RAMP SECTION DETAIL
SCALE 1/50

GENERAL NOTES

1. ALL DIMENSIONS ARE IN CENTIMETERS , LEVELS ARE IN METERS .
2. ALL MATERIAL AND EQUIPMENT SHALL TAKE THE PRIOR APPROVAL OF THE CLIENT BEFORE CONSTRUCTION
3. DO NOT SCALE DWGS. ONLY FIGURED DIMENSIONS MUST BE CONSIDERED
4. FOR SYMBOLS & ABBREVIATIONS REFER TO DWG A-01
5. ALL ARCHITECTURAL DWGS MUST BE READ IN CONJUNCTION WITH STRUCTURAL & ELECTRO-MECHANICAL DWGS
6. ALL DIMENSIONS MUST BE VERIFIED BY THE CONTRACTOR BEFORE PREPARATION OF SHOP DRAWINGS
7. THE CONTRACTOR SHALL SUBMIT THE SHOP DRAWING AS PER ACTUAL SITE MEASUREMENTS FOR APPROVAL, BEFORE COMMENCING THE WORK/FABRICATION ON SITE.
8. THE CONTRACTOR MUST INFORM THE ARCHITECTURE ENGINEER ABOUT ANY CONTRADICTION OF ANY KIND BEFORE BEGINNING OF CONSTRUCTION
9. FINISH FLOOR ELEVATIONS AND FINISH CEILING HEIGHTS ARE INDICATED ON THE FLOOR AND REFLECTED CEILING PLANS RESPECTIVELY
10. FINISHING TREATMENT OF FLOORS , WALLS AND CEILINGS AS PER SCHEDULE OF FINISHES
11. DATUM LEVEL +697.30 EQUAL TO ±0.00 BUILDING PROJECT LEVEL

KEY PLAN:

Rev.	Description	Drawn	Checked	Approved	Date

REPUBLIC OF LEBANON

COUNCIL FOR DEVELOPMENT AND RECONSTRUCTION

CONSULTANT:

ETEC
Established in 1965 - C.R. 16013
P.O.BOX 11-6078 BEIRUT-LEBANON
Tel: 961/1/364304/5 Fax: 1/367747
E-mail : etecsal@cyberia.net.lb
WEB SITE: WWW. etecsal.com

PROJECT:

AKKAR SAHLEH GOVERNMENTAL HOSPITAL
DETAILED FINAL DESIGN
PHASE 5

TITLE:

RAMP PLAN AND SECTION

DRAWN BY:	Name R.F.	Date JULY 2026	Signature	FILE:	ASCH-A33 1/2
CHECKED BY:	F.T.	JULY 2026		SIZE:	A1
APPROVED BY:	E.A.J.	JULY 2026		SCALE	1/50
DRAWING NO.:	A33 1/2			REVISION	00

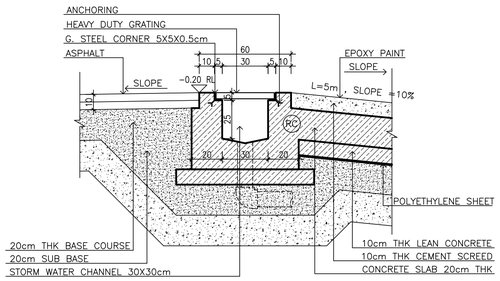

3 TYPICAL SECTION DETAIL ON DRAINAGE STORM WATER CHANNEL @ RAMP
SCALE 1/20

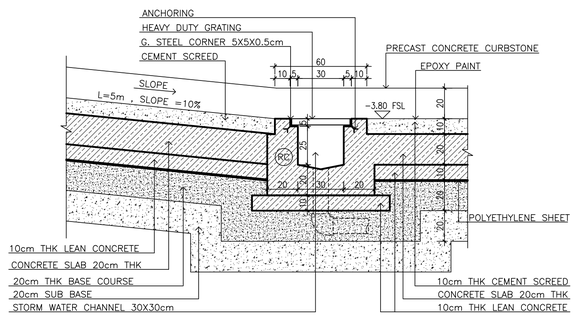

4 TYPICAL SECTION DETAIL ON DRAINAGE STORM WATER CHANNEL @ 1st BASEMENT RAMP
SCALE 1/20

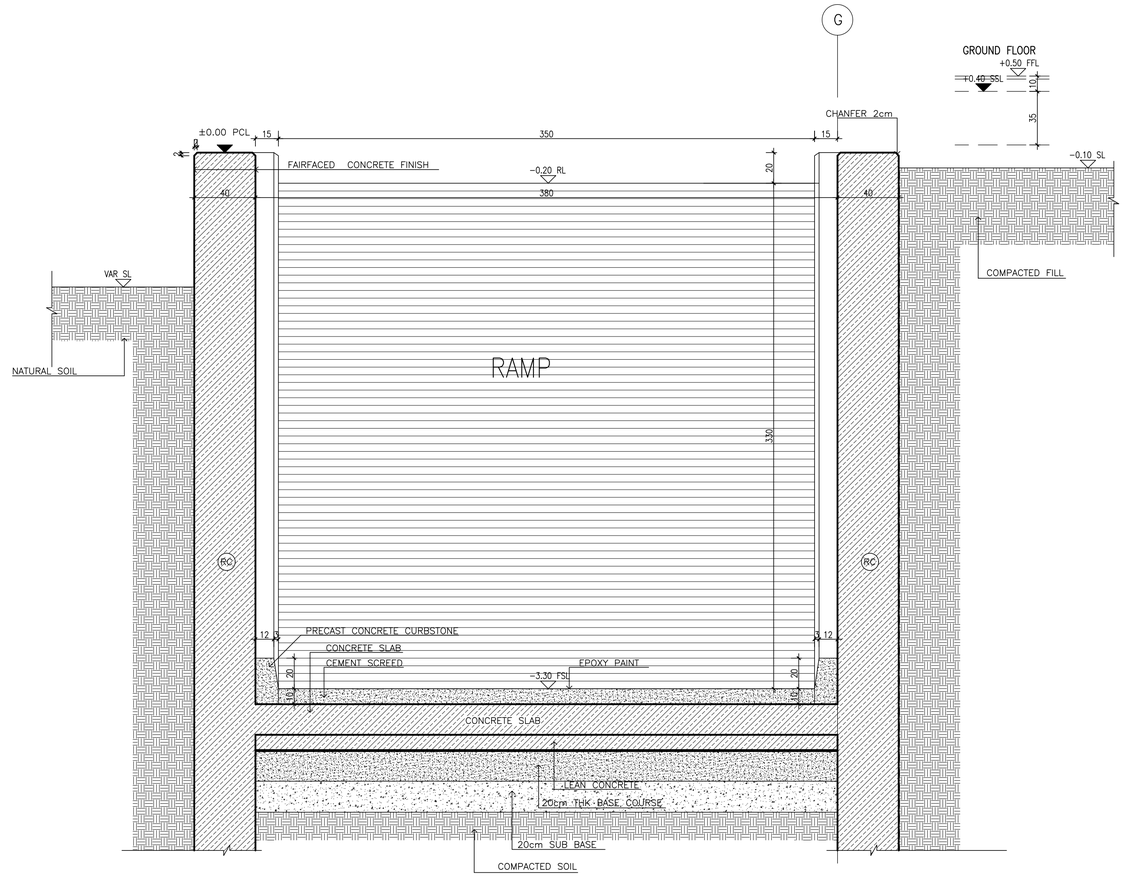

5 TYPICAL SECTION DETAIL @ RAMP & RETAINING WALL
SCALE 1/20

GENERAL NOTES

1. ALL DIMENSIONS ARE IN CENTIMETERS , LEVELS ARE IN METERS .
2. ALL MATERIAL AND EQUIPMENT SHALL TAKE THE PRIOR APPROVAL OF THE CLIENT BEFORE CONSTRUCTION
3. DO NOT SCALE DWGS. ONLY FIGURED DIMENSIONS MUST BE CONSIDERED
4. FOR SYMBOLS & ABBREVIATIONS REFER TO DWG A-01
5. ALL ARCHITECTURAL DWGS MUST BE READ IN CONJUNCTION WITH STRUCTURAL & ELECTRO-MECHANICAL DWGS
6. ALL DIMENSIONS MUST BE VERIFIED BY THE CONTRACTOR BEFORE PREPARATION OF SHOP DRAWINGS
7. THE CONTRACTOR SHALL SUBMIT THE SHOP DRAWING AS PER ACTUAL SITE MEASUREMENTS FOR APPROVAL, BEFORE COMMENCING THE WORK/FABRICATION ON SITE.
8. THE CONTRACTOR MUST INFORM THE ARCHITECTURE ENGINEER ABOUT ANY CONTRADICTION OF ANY KIND BEFORE BEGINNING OF CONSTRUCTION
9. FINISH FLOOR ELEVATIONS AND FINISH CEILING HEIGHTS ARE INDICATED ON THE FLOOR AND REFLECTED CEILING PLANS RESPECTIVELY
10. FINISHING TREATMENT OF FLOORS , WALLS AND CEILINGS AS PER SCHEDULE OF FINISHES
11. DATUM LEVEL +697.30 EQUAL TO ±0.00 BUILDING PROJECT LEVEL

KEY PLAN:

Rev.	Description	Drawn	Checked	Approved	Date

REPUBLIC OF LEBANON

COUNCIL FOR DEVELOPMENT AND RECONSTRUCTION

CONSULTANT:
ETEC
Established in 1965 - C.R. 16013
P.O.BOX 11-5078 BEIRUT-LEBANON
Tel: 961/1/364304/5 Fax: 1/367747
E-mail : etecsal@cyberia.net.lb
WEB SITE: WWW. etecsal.com

PROJECT:

AKKAR SAHLEH GOVERNMENTAL HOSPITAL
DETAILED FINAL DESIGN
PHASE 5

TITLE:

RAMP DETAILS

DRAWN BY:	Name R.F.	Date JULY 2026	Signature	FILE:	ASCH-A33 2/2
CHECKED BY:	F.T.	JULY 2026		SIZE:	A1
APPROVED BY:	E.A.J.	JULY 2026		SCALE	1/20
DRAWING NO.:	A33 2/2			REVISION	00

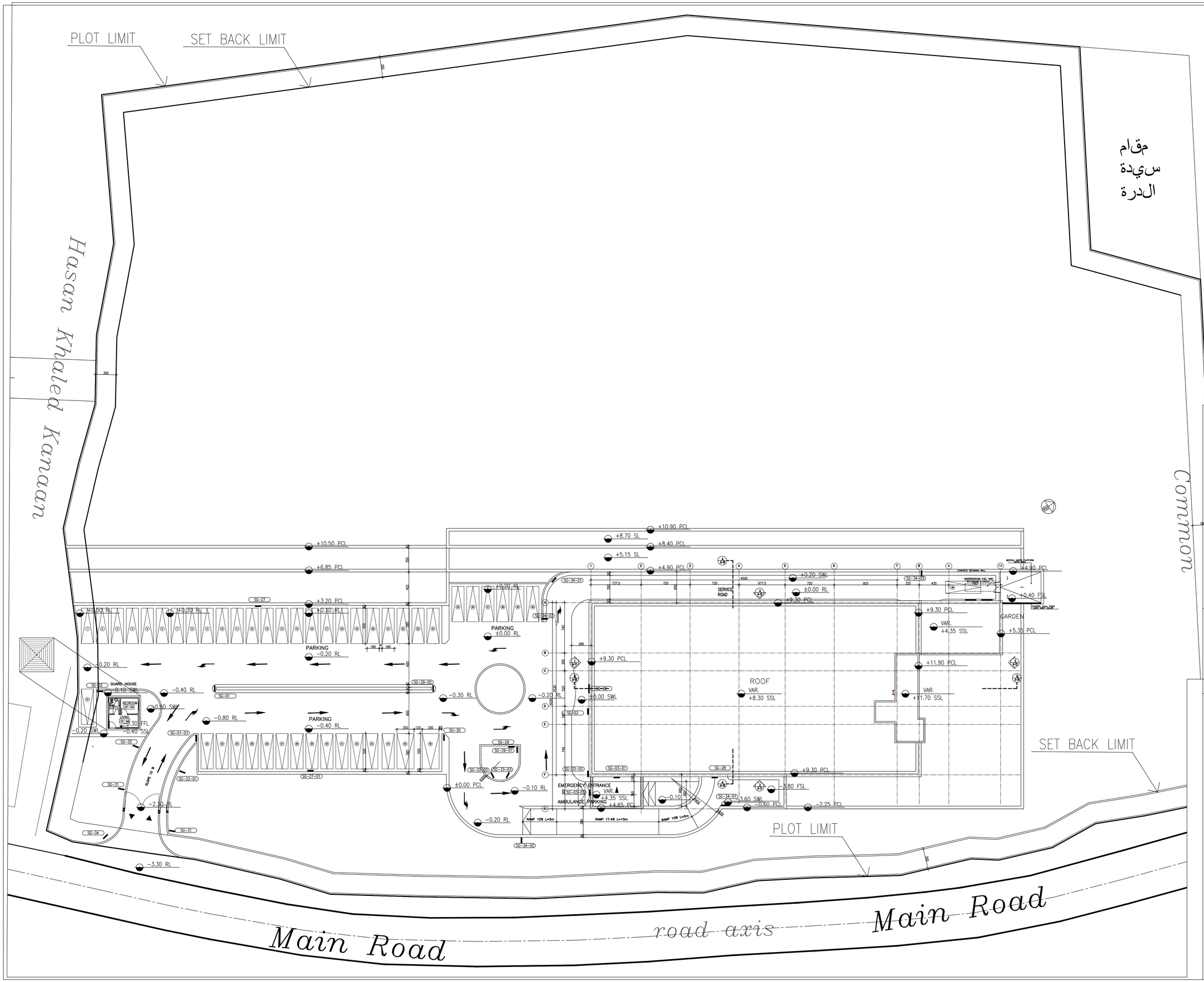

GENERAL NOTES

1. ALL DIMENSIONS ARE IN CENTIMETERS , LEVELS ARE IN METERS .
2. ALL MATERIAL AND EQUIPMENT SHALL TAKE THE PRIOR APPROVAL OF THE CLIENT BEFORE CONSTRUCTION
3. DO NOT SCALE DWGS. ONLY FIGURED DIMENSIONS MUST BE CONSIDERED.
4. FOR SYMBOLS & ABBREVIATIONS REFER TO DWG A-01
5. ALL ARCHITECTURAL DWGS MUST BE READ IN CONJUNCTION WITH STRUCTURAL & ELECTRO-MECHANICAL DWGS
6. ALL DIMENSIONS MUST BE VERIFIED BY THE CONTRACTOR BEFORE PREPARATION OF SHOP DRAWINGS
7. THE CONTRACTOR SHALL SUBMIT THE SHOP DRAWING AS PER ACTUAL SITE MEASUREMENTS FOR APPROVAL, BEFORE COMMENCING THE WORK/FABRICATION ON SITE.
8. THE CONTRACTOR MUST INFORM THE ARCHITECTURE ENGINEER ABOUT ANY CONTRADICTION OF ANY KIND BEFORE BEGINNING OF CONSTRUCTION
9. FINISH FLOOR ELEVATIONS AND FINISH CEILING HEIGHTS ARE INDICATED ON THE FLOOR AND REFLECTED CEILING PLANS RESPECTIVELY
10. FINISHING TREATMENT OF FLOORS , WALLS AND CEILINGS AS PER SCHEDULE OF FINISHES
11. DATUM LEVEL +697.30 EQUAL TO ±0.00 BUILDING PROJECT LEVEL

خزان ماء كبير

KEY PLAN:

Rev.	Description	Drawn	Checked	Approved	Date

REPUBLIC OF LEBANON

COUNCIL FOR DEVELOPMENT AND RECONSTRUCTION

CONSULTANT:

ETEC
Established in 1965 - C.R. 16013
P.O.BOX 11-6078 BEIRUT-LEBANON
Tel: 961/1/364304/5 Fax: 1/367747
E-mail : etecsal@cyberia.net.lb
WEB SITE: WWW. etecsal.com

PROJECT:

AKKAR SAHLEH GOVERNMENTAL HOSPITAL
DETAILED FINAL DESIGN
PHASE 5

TITLE:

SITE PLAN - SIGNAGE

	Name	Date	Signature		
DRAWN BY:	R.F.	JULY 2026		FILE:	ASGH-A34
CHECKED BY:	F.T.	JULY 2026		SIZE:	A1
APPROVED BY:	E.A.J.	JULY 2026		SCALE	1/250
DRAWING NO.:	A34			REVISION	

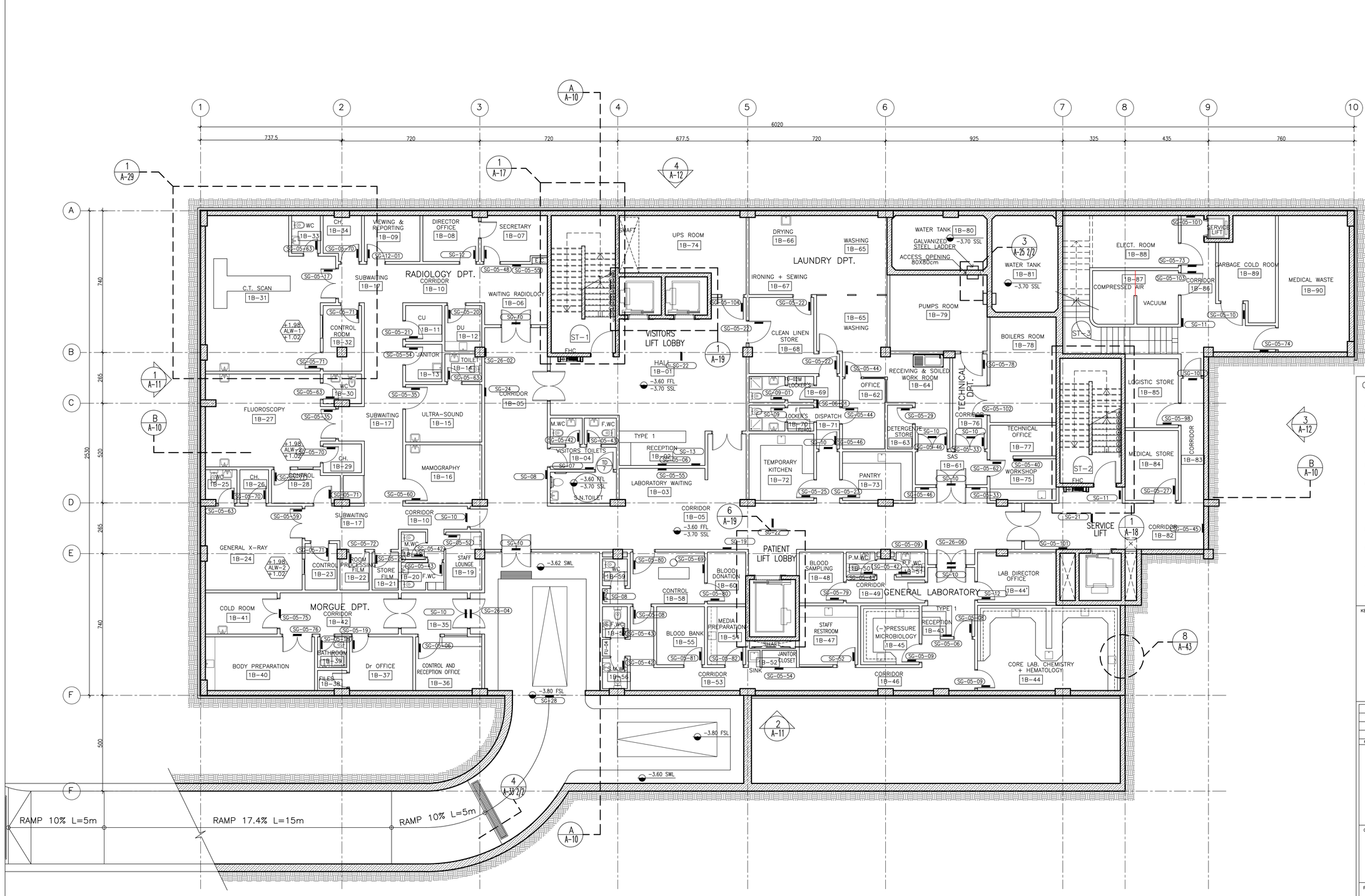

GENERAL NOTES

1. ALL DIMENSIONS ARE IN CENTIMETERS , LEVELS ARE IN METERS .
2. ALL MATERIAL AND EQUIPMENT SHALL TAKE THE PRIOR APPROVAL OF THE CLIENT BEFORE CONSTRUCTION
3. DO NOT SCALE DWGS. ONLY FIGURED DIMENSIONS MUST BE CONSIDERED
4. FOR SYMBOLS & ABBREVIATIONS REFER TO DWG A-01
5. ALL ARCHITECTURAL DWGS MUST BE READ IN CONJUNCTION WITH STRUCTURAL & ELECTRO-MECHANICAL DWGS
6. ALL DIMENSIONS MUST BE VERIFIED BY THE CONTRACTOR BEFORE PREPARATION OF SHOP DRAWINGS
7. THE CONTRACTOR SHALL SUBMIT THE SHOP DRAWING AS PER ACTUAL SITE MEASUREMENTS FOR APPROVAL, BEFORE COMMENCING THE WORK/FABRICATION ON SITE.
8. THE CONTRACTOR MUST INFORM THE ARCHITECTURE ENGINEER ABOUT ANY CONTRADICTION OF ANY KIND BEFORE BEGINNING OF CONSTRUCTION
9. FINISH FLOOR ELEVATIONS AND FINISH CEILING HEIGHTS ARE INDICATED ON THE FLOOR AND REFLECTED CEILING PLANS RESPECTIVELY
10. FINISHING TREATMENT OF FLOORS , WALLS AND CEILINGS AS PER SCHEDULE OF FINISHES
11. DATUM LEVEL +697.30 EQUAL TO ±0.00 BUILDING PROJECT LEVEL

KEY PLAN:

Rev.	Description	Drawn	Checked	Approved	Date

REPUBLIC OF LEBANON

COUNCIL FOR DEVELOPMENT AND RECONSTRUCTION

CONSULTANT:

ETEC
Established in 1965 - C.R. 16013
P.O.BOX 11-5078 BEIRUT-LEBANON
Tel: 961/1/364304/5 Fax: 1/3677747
E-mail : etecsal@cyberia.net.lb
WEB SITE: WWW. etecsal.com

PROJECT:

AKKAR SAHLEH GOVERNMENTAL HOSPITAL
DETAILED FINAL DESIGN
PHASE 5

TITLE:

FIRST BASEMENT - SIGNAGE PLAN

DRAWN BY:	Name R.F.	Date JULY 2026	Signature	FILE:	ASGH-A35
CHECKED BY:	F.T.	JULY 2026		SIZE:	A1
APPROVED BY:	E.A.J.	JULY 2026		SCALE	1/100
DRAWING NO.:	A35			REVISION	00

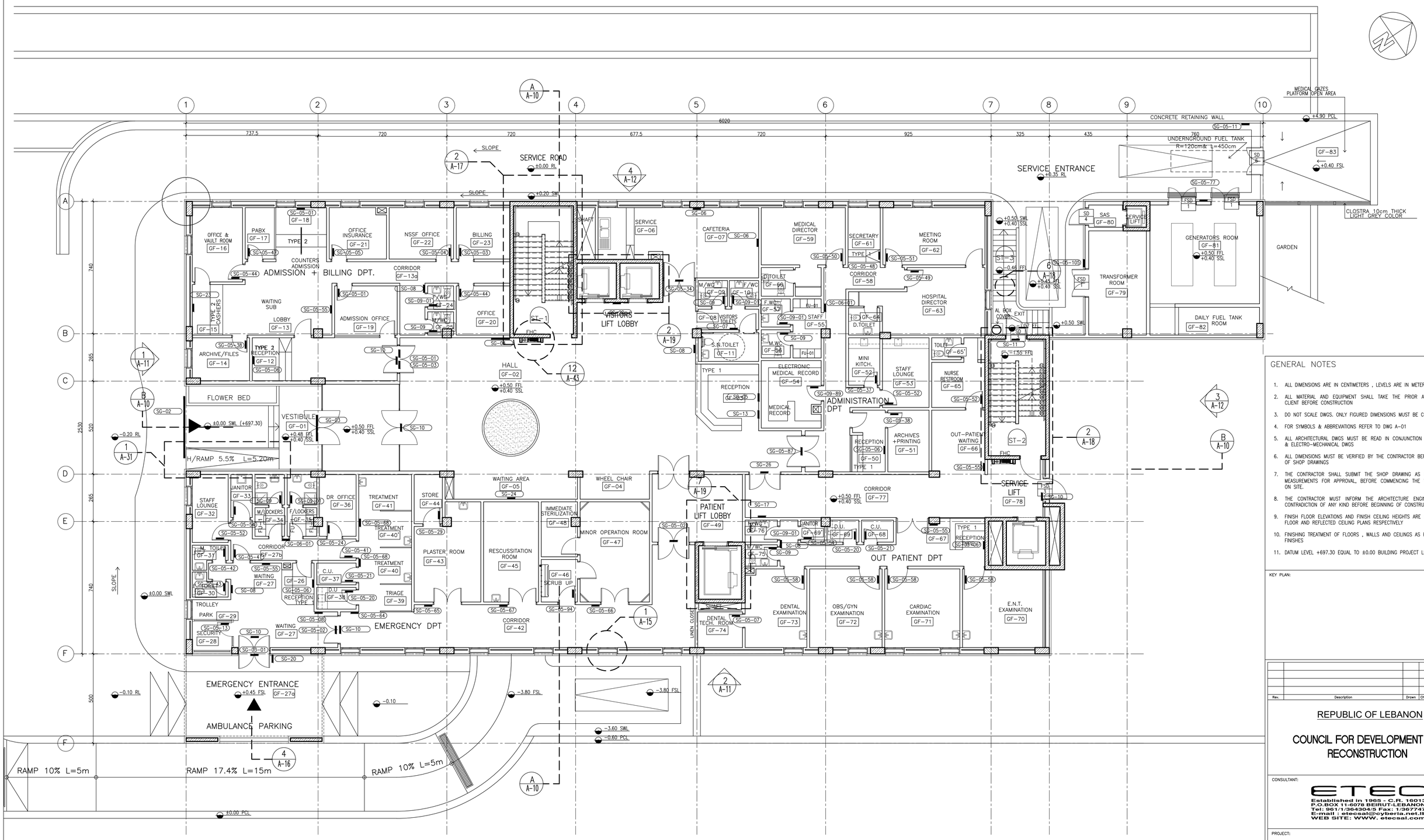

GENERAL NOTES

1. ALL DIMENSIONS ARE IN CENTIMETERS , LEVELS ARE IN METERS .
2. ALL MATERIAL AND EQUIPMENT SHALL TAKE THE PRIOR APPROVAL OF THE CLIENT BEFORE CONSTRUCTION
3. DO NOT SCALE DWGS. ONLY FIGURED DIMENSIONS MUST BE CONSIDERED
4. FOR SYMBOLS & ABBREVIATIONS REFER TO DWG A-01
5. ALL ARCHITECTURAL DWGS MUST BE READ IN CONJUNCTION WITH STRUCTURAL & ELECTRO-MECHANICAL DWGS
6. ALL DIMENSIONS MUST BE VERIFIED BY THE CONTRACTOR BEFORE PREPARATION OF SHOP DRAWINGS
7. THE CONTRACTOR SHALL SUBMIT THE SHOP DRAWING AS PER ACTUAL SITE MEASUREMENTS FOR APPROVAL, BEFORE COMMENCING THE WORK/FABRICATION ON SITE.
8. THE CONTRACTOR MUST INFORM THE ARCHITECTURE ENGINEER ABOUT ANY CONTRADICTION OF ANY KIND BEFORE BEGINNING OF CONSTRUCTION
9. FINISH FLOOR ELEVATIONS AND FINISH CEILING HEIGHTS ARE INDICATED ON THE FLOOR AND REFLECTED CEILING PLANS RESPECTIVELY
10. FINISHING TREATMENT OF FLOORS , WALLS AND CEILINGS AS PER SCHEDULE OF FINISHES
11. DATUM LEVEL +697.30 EQUAL TO ±0.00 BUILDING PROJECT LEVEL

KEY PLAN:

Rev.	Description	Drawn	Checked	Approved	Date

REPUBLIC OF LEBANON

COUNCIL FOR DEVELOPMENT AND RECONSTRUCTION

CONSULTANT:

ETEC
Established in 1965 - C.R. 16013
P.O.BOX 11-0078 BEIRUT-LEBANON
Tel: 961/1/364304/5 Fax: 1/367747
E-mail : etecsal@cyberia.net.lb
WEB SITE: WWW. etecsal.com

PROJECT:

AKKAR SAHLEH GOVERNMENTAL HOSPITAL
DETAILED FINAL DESIGN
PHASE 5

TITLE:

GROUND FLOOR - SIGNAGE PLAN

DRAWN BY:	Name R.F.	Date JULY 2026	Signature	FILE:	ASGH-A36
CHECKED BY:	F.T.	JULY 2026		SIZE:	A1
APPROVED BY:	E.A.J.	JULY 2026		SCALE	1/100
DRAWING NO.:	A36			REVISION	00

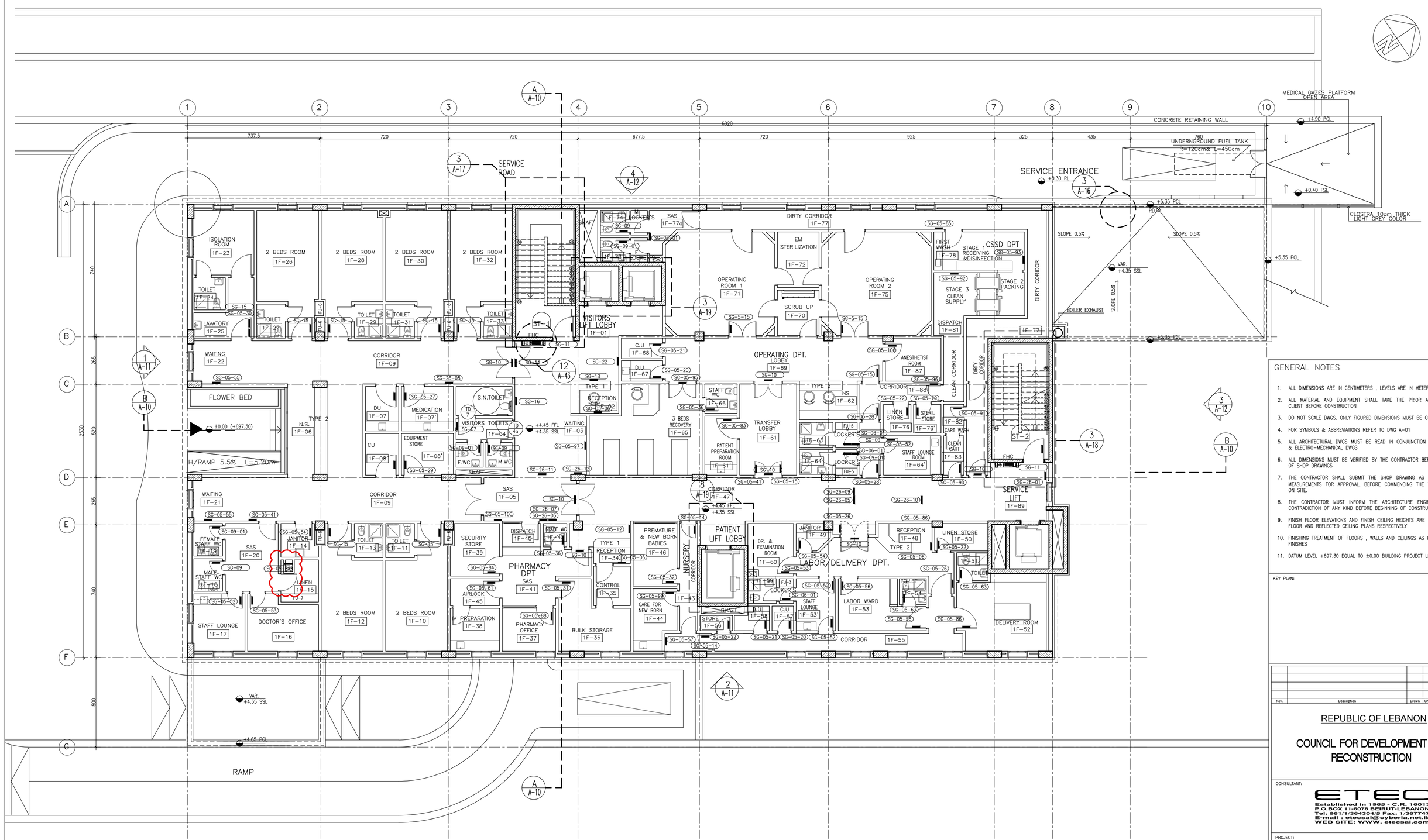

GENERAL NOTES

1. ALL DIMENSIONS ARE IN CENTIMETERS , LEVELS ARE IN METERS .
2. ALL MATERIAL AND EQUIPMENT SHALL TAKE THE PRIOR APPROVAL OF THE CLIENT BEFORE CONSTRUCTION
3. DO NOT SCALE DWGS. ONLY FIGURED DIMENSIONS MUST BE CONSIDERED
4. FOR SYMBOLS & ABBREVIATIONS REFER TO DWG A-01
5. ALL ARCHITECTURAL DWGS MUST BE READ IN CONJUNCTION WITH STRUCTURAL & ELECTRO-MECHANICAL DWGS
6. ALL DIMENSIONS MUST BE VERIFIED BY THE CONTRACTOR BEFORE PREPARATION OF SHOP DRAWINGS
7. THE CONTRACTOR SHALL SUBMIT THE SHOP DRAWING AS PER ACTUAL SITE MEASUREMENTS FOR APPROVAL, BEFORE COMMENCING THE WORK/FABRICATION ON SITE.
8. THE CONTRACTOR MUST INFORM THE ARCHITECTURE ENGINEER ABOUT ANY CONTRADICTION OF ANY KIND BEFORE BEGINNING OF CONSTRUCTION
9. FINISH FLOOR ELEVATIONS AND FINISH CEILING HEIGHTS ARE INDICATED ON THE FLOOR AND REFLECTED CEILING PLANS RESPECTIVELY
10. FINISHING TREATMENT OF FLOORS , WALLS AND CEILINGS AS PER SCHEDULE OF FINISHES
11. DATUM LEVEL +697.30 EQUAL TO ±0.00 BUILDING PROJECT LEVEL

KEY PLAN:

Rev.	Description	Drawn	Checked	Approved	Date

REPUBLIC OF LEBANON

COUNCIL FOR DEVELOPMENT AND RECONSTRUCTION

CONSULTANT:

ETEC

Established in 1965 - C.R. 16013
P.O.BOX 11-6078 BEIRUT-LEBANON
Tel: 961/1/364304/5 Fax: 1/367747
E-mail : etecsal@cyberia.net.lb
WEB SITE: WWW. etecsal.com

PROJECT:

AKKAR SAHLEH GOVERNMENTAL HOSPITAL
DETAILED FINAL DESIGN
PHASE 5

TITLE:

FIRST FLOOR - SIGNAGE PLAN

DRAWN BY:	Name R.F.	Date JULY 2026	Signature	FILE:	ASGH-A37
CHECKED BY:	F.T.	JULY 2026		SIZE:	A1
APPROVED BY:	E.A.J.	JULY 2026		SCALE	1/100
DRAWING NO.:	A37			REVISION	00

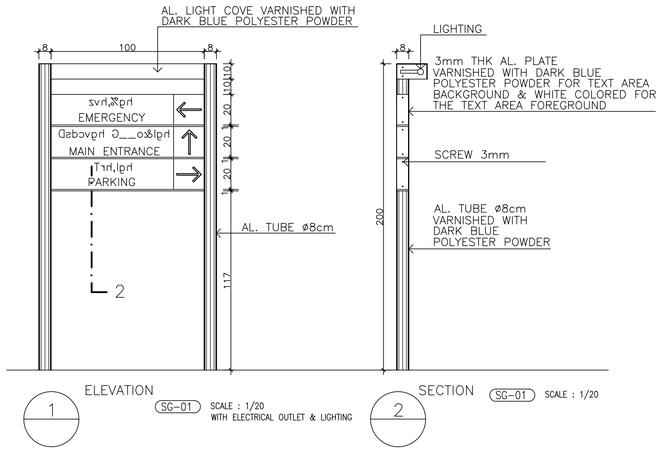

1 ELEVATION — SG-01 SCALE : 1/20 WITH ELECTRICAL OUTLET & LIGHTING

2 SECTION — SG-01 SCALE : 1/20

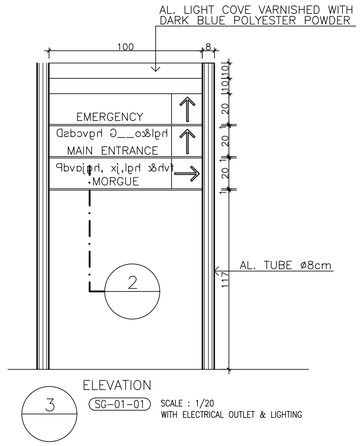

3 ELEVATION — SG-01-01 SCALE : 1/20 WITH ELECTRICAL OUTLET & LIGHTING

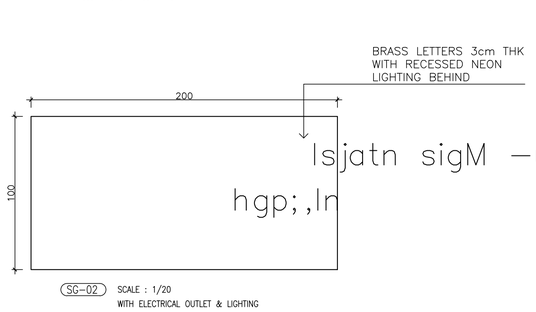

SG-02 SCALE : 1/20 WITH ELECTRICAL OUTLET & LIGHTING

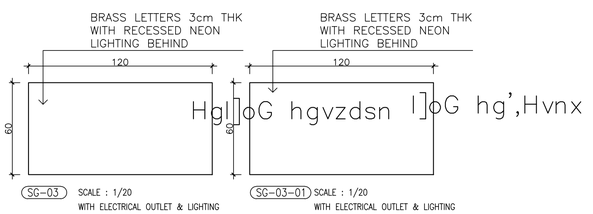

SG-03 SCALE : 1/20 WITH ELECTRICAL OUTLET & LIGHTING

SG-03-01 SCALE : 1/20 WITH ELECTRICAL OUTLET & LIGHTING

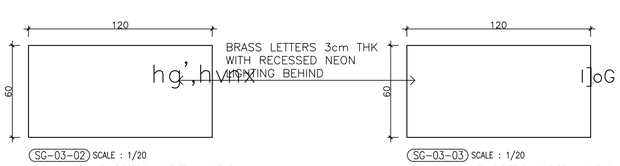

SG-03-02 SCALE : 1/20 WITH ELECTRICAL OUTLET & LIGHTING

SG-03-03 SCALE : 1/20 WITH ELECTRICAL OUTLET & LIGHTING

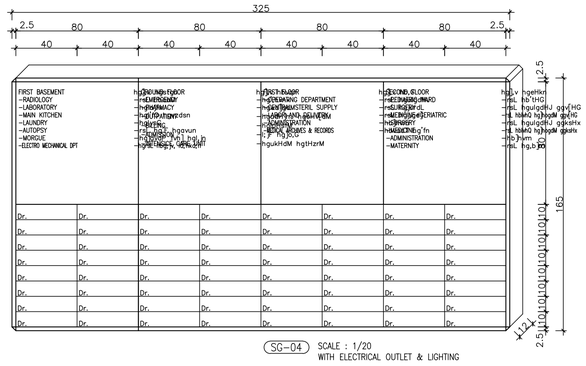

SG-04 SCALE : 1/20 WITH ELECTRICAL OUTLET & LIGHTING

SCALE : 1/10

SG-05	INFORMATION	SG-05-24	INTERNE RESIDENCE	SG-05-48	SECRETARY
SG-05-01	ADMISSION	SG-05-25	TEMPORARY KITCHEN	SG-05-49	HOSPITAL DIRECTOR
SG-05-02	EMERGENCY	SG-05-26	LABOR & DELIVERY	SG-05-50	MEDICAL DIRECTOR
SG-05-03	BILLING	SG-05-27	MEDICAL STORE	SG-05-51	MEETING ROOM
SG-05-04	NSSF OFFICE	SG-05-28	CSSD DPT	SG-05-52	STAFF LOUNGE
SG-05-05	INSURANCE OFFICE	SG-05-29	STORAGE	SG-05-53	DOCTOR ON DUTY
SG-05-06	RECEPTION	SG-05-30	ISOLATION ROOM	SG-05-54	JANITOR
SG-05-07	TECHNICAL ROOM	SG-05-31	BULK STORAGE	SG-05-55	WAITING ROOM
SG-05-08	NO ENTRY	SG-05-32	PREMATURE BABIES	SG-05-56	LABOR WARD
SG-05-09	LABORATORY	SG-05-33	MECHANICAL DEPT.	SG-05-57	BOTTLE STERILIZATION
SG-05-10	GARBAGE ROOM	SG-05-34	CAFETERIA	SG-05-58	EXAMINATION ROOM
SG-05-11	MEDICAL GASES	SG-05-35	FLUOROSCOPY	SG-05-59	GENERAL X RAY
SG-05-12	PHARMACY	SG-05-36	STAFF WC	SG-05-60	MAMOGRAPHY
SG-05-13	SECURITY OFFICE	SG-05-37	MINI KITCHEN	SG-05-61	MEDICAL STORE
SG-05-14	NURSERY	SG-05-38	ARCHIVE/ FILES	SG-05-62	WORKSHOP
SG-05-15	SURGERY WARD	SG-05-39	ULTRA - SOUND	SG-05-63	PATIENT BATHROOM
SG-05-16	DIRECTOR OFFICE	SG-05-40	TECHNICAL OFFICE	SG-05-64	TRIAGE
SG-05-17	CT SCAN	SG-05-41	STAFF ONLY	SG-05-65	PLASTER ROOM
SG-05-18	BATHROOM	SG-05-42	MALE TOILETS	SG-05-66	MINOR OPERATING ROOM
SG-05-19	DOCTORS ROOM	SG-05-43	FEMALE TOILETS	SG-05-67	RESUSCITATION ROOM
SG-05-20	DIRTY UTILITY	SG-05-44	OFFICE	SG-05-68	TREATMENT ROOM
SG-05-21	CLEAN UTILITY	SG-05-45	MEDICAL WASTE & GARBAGE	SG-05-69	CONTROL
SG-05-22	LINEN	SG-05-46	LAUNDRY	SG-05-70	CHANGING ROOM
SG-05-23	PANTRY	SG-05-47	PABX	SG-05-71	CONTROL ROOM

SCALE : 1/10

SG-05-72	FILM PROCESSING ROOM	SG-05-96	DISPATCH
SG-05-73	ELECTRICAL ROOM	SG-05-97	VISITORS LIVING
SG-05-74	MEDICAL WASTE TREATMENT UNIT	SG-05-98	LOGISTIC STORE
SG-05-75	COLD ROOM	SG-05-99	MILK ROOM
SG-05-76	BODY PREPARATION	SG-05-100	DISPATCH
SG-05-77	GENERATORS ROOM	SG-05-101	SERVICE LIFT
SG-05-78	PUMPS ROOM	SG-05-102	BOILERS ROOM
SG-05-79	BLOOD SAMPLING	SG-05-103	COMPRESSED AIR & VACUUM
SG-05-80	BLOOD DONATION	SG-05-104	UPS ROOM
SG-05-81	BLOOD BANK	SG-05-105	TRANSFORMER ROOM
SG-05-82	MEDIA PREPARATION	SG-05-106	ANESTHETIST ROOM
SG-05-83	PATIENT PREPARATION		
SG-05-84	SECURITY STORE		
SG-05-85	FIRST WASH		
SG-05-86	DELIVERY ROOM		
SG-05-87	ADMINISTRATION		
SG-05-88	PHARMACY OFFICE		
SG-05-89	ELECTRONIC MEDICAL RECORD		
SG-05-90	CLEAN CART		
SG-05-91	CART WASH		
SG-05-92	CLEAN SUPPLIES		
SG-05-93	PACKING		
SG-05-94	SCRUB UP		
SG-05-95	RECOVERY		

GENERAL NOTES:

ALL DIMENSIONS ARE IN CENTIMETERS , LEVELS ARE IN METERS .

ALL MATERIAL AND EQUIPMENT SHALL TAKE THE PRIOR APPROVAL OF THE CLIENT BEFORE CONSTRUCTION

DO NOT SCALE DWGS. ONLY FIGURED DIMENSIONS MUST BE CONSIDERED

FOR SYMBOLS & ABREVIATIONS REFER TO DWG A-01

ALL ARCHITECTURAL DWGS MUST BE READ IN CONJUNCTION WITH STRUCTURAL & ELECTRO-MECHANICAL DWGS

ALL DIMENSIONS MUST BE VERIFIED BY THE CONTRACTOR BEFORE PREPARATION OF SHOPDRAWINGS

THE CONTRACTOR SHALL SUBMIT THE SHOP DRAWING AS PER ACTUAL SITE MEASUREMENTS FOR APPROVAL, BEFORE COMMENCING THE WORK/FABRICATION ON SITE.

THE CONTRACTOR MUST INFORM THE ARCHITECTURE ENGINEER ABOUT ANY CONTRADICTION OF ANY KIND BEFORE BEGINING OF CONSTRUCTION

FINISH FLOOR ELEVATIONS AND FINISH CEILING HEIGHTS ARE INDICATED ON THE FLOOR AND REFLECTED CEILING PLANS RESPECTIVELY

FINISHING TREATEMENT OF FLOORS , WALLS AND CEILINGS AS PER SCHEDULE OF FINISHES

DATUM LEVEL +897.30 EQUAL TO ±0.00 BUILDING PROJECT LEVEL

GENERAL NOTES

1. ALL DIMENSIONS ARE IN CENTIMETERS , LEVELS ARE IN METERS .
2. ALL MATERIAL AND EQUIPMENT SHALL TAKE THE PRIOR APPROVAL OF THE CLIENT BEFORE CONSTRUCTION
3. DO NOT SCALE DWGS. ONLY FIGURED DIMENSIONS MUST BE CONSIDERED
4. FOR SYMBOLS & ABBREVIATIONS REFER TO DWG A-01
5. ALL ARCHITECTURAL DWGS MUST BE READ IN CONJUNCTION WITH STRUCTURAL & ELECTRO-MECHANICAL DWGS
6. ALL DIMENSIONS MUST BE VERIFIED BY THE CONTRACTOR BEFORE PREPARATION OF SHOP DRAWINGS
7. THE CONTRACTOR SHALL SUBMIT THE SHOP DRAWING AS PER ACTUAL SITE MEASUREMENTS FOR APPROVAL, BEFORE COMMENCING THE WORK/FABRICATION ON SITE.
8. THE CONTRACTOR MUST INFORM THE ARCHITECTURE ENGINEER ABOUT ANY CONTRADICTION OF ANY KIND BEFORE BEGINNING OF CONSTRUCTION
9. FINISH FLOOR ELEVATIONS AND FINISH CEILING HEIGHTS ARE INDICATED ON THE FLOOR AND REFLECTED CEILING PLANS RESPECTIVELY
10. FINISHING TREATMENT OF FLOORS , WALLS AND CEILINGS AS PER SCHEDULE OF FINISHES
11. DATUM LEVEL +697.30 EQUAL TO ±0.00 BUILDING PROJECT LEVEL

KEY PLAN:

Rev.	Description	Drawn	Checked	Approved	Date

REPUBLIC OF LEBANON

COUNCIL FOR DEVELOPMENT AND RECONSTRUCTION

CONSULTANT:

ETEC
Established in 1965 - C.R. 16013
P.O.BOX 11-0078 BEIRUT-LEBANON
Tel: 961/1/364304/5 Fax: 1/367747
E-mail : etecsal@cyberia.net.lb
WEB SITE: WWW. etecsal.com

PROJECT:

AKKAR SAHLEH GOVERNMENTAL HOSPITAL
DETAILED FINAL DESIGN
PHASE 5

TITLE:

SIGNAGE SCHEDULE AND DETAILS

DRAWN BY:	Name R.F.	Date JULY 2026	Signature	FILE:	ASGH-A38
CHECKED BY:	F.T.	JULY 2026		SIZE:	A1
APPROVED BY:	E.A.J.	JULY 2026		SCALE	AS SHOWN
DRAWING NO.:	A38			REVISION	00

SG-06
SCALE : 1/10

SG-06-01
STAFF ONLY
SCALE : 1/10

SG-07
SCALE : 1/20

SG-08
TOILETS
SCALE : 1/20

SG-09
SCALE : 1/20

SG-09-01
SCALE : 1/20

SG-10
EXIT
SCALE : 1/20
WITH ELECTRICAL LIGHTING

SG-11
EMERGENCY EXIT
SCALE : 1/20
WITH ELECTRICAL LIGHTING

SG-12
DIRECTOR
Dr.
SCALE : 1/10

SG-12-01
Dr.
RADIOLOGIST
SCALE : 1/10

SG-13
SCALE : 1/20
WITH ELECTRICAL OUTLET

SG-14
ROOM N° – ROOM N°
SCALE : 1/20

SG-15
ROOM N°
SCALE : 1/10

SG-16
ROOM N° – ROOM N°
ROOM N° – ROOM N°
SCALE : 1/20

SG-17
EXIT
SCALE : 1/20
WITH ELECTRICAL LIGHTING

SG-18
ONE DAY SURGERY
SCALE : 1/20

SG-19
EMERGENCY EXIT
SCALE : 1/20
WITH ELECTRICAL OUTLET AND LIGHTING

SG-20
EMERGENCY ENTRY
SCALE : 1/20
WITH ELECTRICAL OUTLET & LIGHTING

SG-21
EXIT
SCALE : 1/20
WITH ELECTRICAL OUTLET & LIGHTING

SG-22
ELEVATOR
SCALE : 1/20

SG-23
CASHIER
SCALE : 1/20

SG-24
WAITING
SCALE : 1/20

SG-26
OUTPATIENTS
SCALE : 1/20

SG-26-01
EMERGENCY
SCALE : 1/20

SG-26-02
RADIOLOGY DPT.
SCALE : 1/20

SG-26-03
LABOR & DELIVERY
SCALE : 1/20

SG-26-04
MORGUE
SCALE : 1/20

SG-26-05
LABOR/DELIVERY DPT.
SCALE : 1/20

SG-26-06
LABORATORY
SCALE : 1/20

SG-26-07
OPERATION DPT
SCALE : 1/20

SG-26-08
NURSE STATION
SCALE : 1/20

SG-26-09
OPERATING DPT.
SCALE : 1/20

SG-26-10
CENTRAL STERIL SUPPLY DPT.
SCALE : 1/20

SG-26-11
PHARMACY
SCALE : 1/20

SG-26-12
WAITING
SCALE : 1/20

SG-27
0.5cm BLUE
1cm WHITE
WHITE WRITING
BLUE COLOR
G.S. TUBE ø=5cm H=205cm
SCALE : 1/20

SG-27-01
0.5cm BLUE
1cm WHITE
WHITE WRITING
BLUE COLOR
G.S. TUBE ø=5cm H=205cm
SCALE : 1/20

SG-28
BLUE COLOR
0.5cm BLACK
1cm WHITE
WHITE COLOR
RED COLOR
CLEARANCE
SCALE : 1/20

SG-29
0.5cm BLACK
1cm WHITE
WHITE COLOR
NO ENTRY
D=40cm
G.S. TUBE ø=5cm H=205cm
SCALE : 1/20

SG-29-01
RED COLOR
0.5cm BLACK
1cm WHITE
WHITE COLOR
NO RIGHT TURN
D=40cm
G.S. TUBE ø=5cm H=205cm
SCALE : 1/20

SG-29-02
RED COLOR
0.5cm BLACK
1cm WHITE
WHITE COLOR
NO LEFT TURN
D=40cm
G.S. TUBE ø=5cm H=205cm
SCALE : 1/20

SG-30
0.5cm BLUE
1cm WHITE
WHITE COLOR
G.S. TUBE ø=5cm H=205cm
SCALE : 1/20

SG-31
RED COLOR
WHITE COLOR
STOP
NO ENTRY
D=40cm
G.S. TUBE ø=5cm H=205cm
SCALE : 1/20

SG-32
WHITE COLOR
BLUE COLOR
D=40cm
PROCEED LEFT
G.S. TUBE ø=5cm H=205cm
SCALE : 1/20

SG-33
BLUE COLOR WITH WHITE WORDING
EXIT ONLY
1cm WHITE
G.S. TUBE ø=5cm H=205cm
SCALE : 1/20
PROCEED RIGHT

SG-33-01
BLUE COLOR WITH WHITE WORDING
ENTRANCE ONLY
1cm WHITE
G.S. TUBE ø=5cm H=205cm
SCALE : 1/20
PROCEED RIGHT

SG-33-02
BLUE COLOR WITH WHITE WORDING
AMBULANCE ENTRANCE ONLY
1cm WHITE
G.S. TUBE ø=5cm H=205cm
SCALE : 1/20
PROCEED RIGHT

SG-33-03
BLUE COLOR WITH WHITE WORDING
AMBULANCE EXIT ONLY
1cm WHITE
G.S. TUBE ø=5cm H=205cm
SCALE : 1/20
PROCEED RIGHT

SG-34
BLUE COLOR WITH WHITE WORDING
MAIN ENTRANCE
1cm WHITE
G.S. TUBE ø=5cm H=205cm
SCALE : 1/20
PROCEED RIGHT

SG-34-01
BLUE COLOR WITH WHITE WORDING
EXIT
1cm WHITE
G.S. TUBE ø=5cm H=205cm
SCALE : 1/20
PROCEED RIGHT

SG-34-02
BLUE COLOR WITH WHITE WORDING
TO 1st BASEMENT
G.S. TUBE ø=5cm H=205cm
1cm WHITE
SCALE : 1/20
PROCEED RIGHT

SG-34-03
BLUE COLOR WITH WHITE WORDING
SERVICE ENTRANCE
1cm WHITE
G.S. TUBE ø=5cm H=205cm
SCALE : 1/20
PROCEED RIGHT

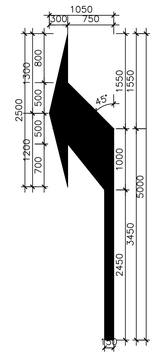

LEFT TURN

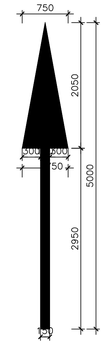

STRAIGHT AHEAD

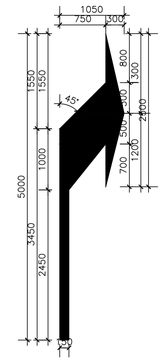

RIGHT TURN

7 LANE MARKING ARROWS
SC : 1/50

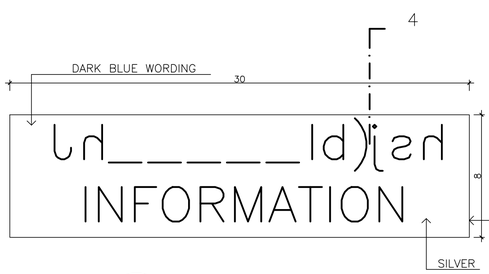

3 TYPICAL DETAILED ELEVATION FOR DOOR SIGNS SC:1/2

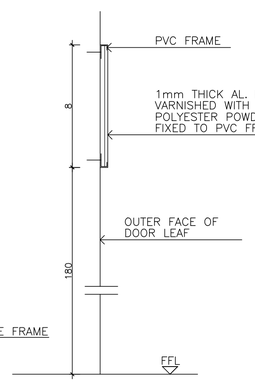

4 TYPICAL DETAILED SECTION FOR DOOR SIGNS SC:1/2

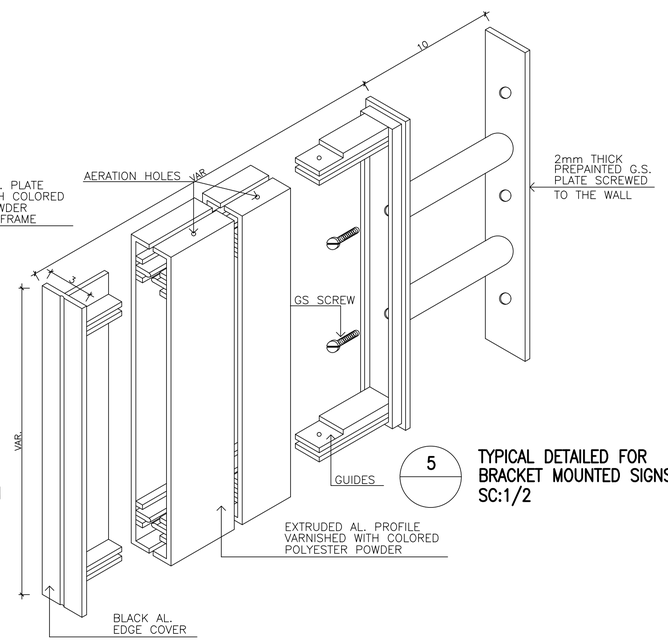

5 TYPICAL DETAILED FOR BRACKET MOUNTED SIGNS SC:1/2

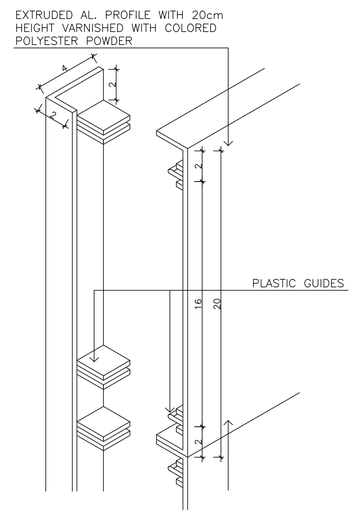

6 TYPICAL DETAIL FOR DIRECTIONAL WALLFIXED SIGNS SC:1/2

GENERAL NOTES

1. ALL DIMENSIONS ARE IN CENTIMETERS , LEVELS ARE IN METERS .
2. ALL MATERIAL AND EQUIPMENT SHALL TAKE THE PRIOR APPROVAL OF THE CLIENT BEFORE CONSTRUCTION
3. DO NOT SCALE DWGS. ONLY FIGURED DIMENSIONS MUST BE CONSIDERED
4. FOR SYMBOLS & ABBREVIATIONS REFER TO DWG A-01
5. ALL ARCHITECTURAL DWGS MUST BE READ IN CONJUNCTION WITH STRUCTURAL & ELECTRO-MECHANICAL DWGS
6. ALL DIMENSIONS MUST BE VERIFIED BY THE CONTRACTOR BEFORE PREPARATION OF SHOP DRAWINGS
7. THE CONTRACTOR SHALL SUBMIT THE SHOP DRAWING AS PER ACTUAL SITE MEASUREMENTS FOR APPROVAL, BEFORE COMMENCING THE WORK/FABRICATION ON SITE.
8. THE CONTRACTOR MUST INFORM THE ARCHITECTURE ENGINEER ABOUT ANY CONTRADICTION OF ANY KIND BEFORE BEGINNING OF CONSTRUCTION
9. FINISH FLOOR ELEVATIONS AND FINISH CEILING HEIGHTS ARE INDICATED ON THE FLOOR AND REFLECTED CEILING PLANS RESPECTIVELY
10. FINISHING TREATMENT OF FLOORS , WALLS AND CEILINGS AS PER SCHEDULE OF FINISHES
11. DATUM LEVEL +697.30 EQUAL TO ±0.00 BUILDING PROJECT LEVEL

KEY PLAN:

Rev.	Description	Drawn	Checked	Approved	Date

REPUBLIC OF LEBANON

COUNCIL FOR DEVELOPMENT AND RECONSTRUCTION

CONSULTANT:
ETEC
Established in 1965 - C.R. 16013
P.O.BOX 11-5078 BEIRUT-LEBANON
Tel: 961/1/364304/5 Fax: 1/367747
E-mail : etecsal@cyberia.net.lb
WEB SITE: WWW. etecsal.com

PROJECT:
AKKAR SAHLEH GOVERNMENTAL HOSPITAL
DETAILED FINAL DESIGN
PHASE 5

TITLE:
TRAFFIC SIGNAGE AND PARKING DETAILS

DRAWN BY:	Name R.F.	Date JULY 2026	Signature	FILE:	ASGH-A39
CHECKED BY:	F.T.	JULY 2026		SIZE:	A1
APPROVED BY:	E.A.J.	JULY 2026		SCALE	1/20,1/10,1/5
DRAWING NO.:	A39			REVISION	00

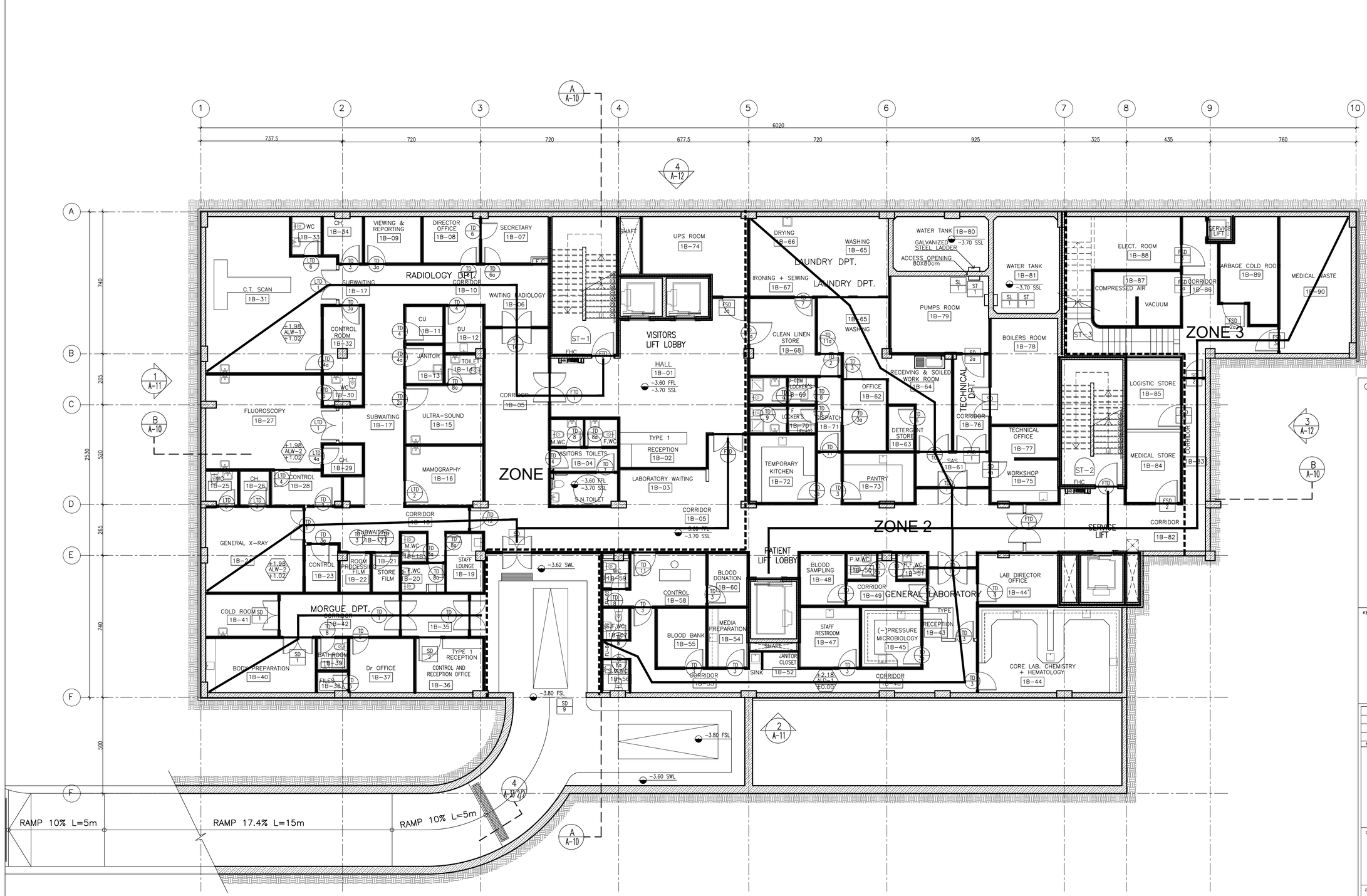

LEGEND:

- 1/2 HR FIRE RATED
- 1 HR FIRE RATED
- 2 HR FIRE RATED
- FOOTING
- ZONING

GENERAL NOTES

1. ALL DIMENSIONS ARE IN CENTIMETERS , LEVELS ARE IN METERS .
2. ALL MATERIAL AND EQUIPMENT SHALL TAKE THE PRIOR APPROVAL OF THE CLIENT BEFORE CONSTRUCTION
3. DO NOT SCALE DWGS. ONLY FIGURED DIMENSIONS MUST BE CONSIDERED
4. FOR SYMBOLS & ABBREVIATIONS REFER TO DWG A-01
5. ALL ARCHITECTURAL DWGS MUST BE READ IN CONJUNCTION WITH STRUCTURAL & ELECTRO-MECHANICAL DWGS
6. ALL DIMENSIONS MUST BE VERIFIED BY THE CONTRACTOR BEFORE PREPARATION OF SHOP DRAWINGS
7. THE CONTRACTOR SHALL SUBMIT THE SHOP DRAWING AS PER ACTUAL SITE MEASUREMENTS FOR APPROVAL, BEFORE COMMENCING THE WORK/FABRICATION ON SITE.
8. THE CONTRACTOR MUST INFORM THE ARCHITECTURE ENGINEER ABOUT ANY CONTRADICTION OF ANY KIND BEFORE BEGINNING OF CONSTRUCTION
9. FINISH FLOOR ELEVATIONS AND FINISH CEILING HEIGHTS ARE INDICATED ON THE FLOOR AND REFLECTED CEILING PLANS RESPECTIVELY
10. FINISHING TREATMENT OF FLOORS , WALLS AND CEILINGS AS PER SCHEDULE OF FINISHES
11. DATUM LEVEL +697.30 EQUAL TO ±0.00 BUILDING PROJECT LEVEL

KEY PLAN:

Rev.	Description	Drawn	Checked	Approved	Date

REPUBLIC OF LEBANON

COUNCIL FOR DEVELOPMENT AND RECONSTRUCTION

CONSULTANT:

ETEC
Established in 1965 - C.R. 16013
P.O.BOX 11-6078 BEIRUT-LEBANON
Tel: 961/1/364304/5 Fax: 1/367747
E-mail : etecsal@cyberia.net.lb
WEB SITE: WWW. etecsal.com

PROJECT:

AKKAR SAHLEH GOVERNMENTAL HOSPITAL
DETAILED FINAL DESIGN
PHASE 5

TITLE:

FIRST BASEMENT PLAN
FIRE ZONES AND ESCAPE ROUTING

	Name	Date	Signature		
DRAWN BY:	R.F.	JULY 2026		FILE:	ASGH-A404
CHECKED BY:	F.T.	JULY 2026		SIZE:	A1
APPROVED BY:	E.A.J.	JULY 2026		SCALE	1/100
DRAWING NO.:	A40			REVISION	00

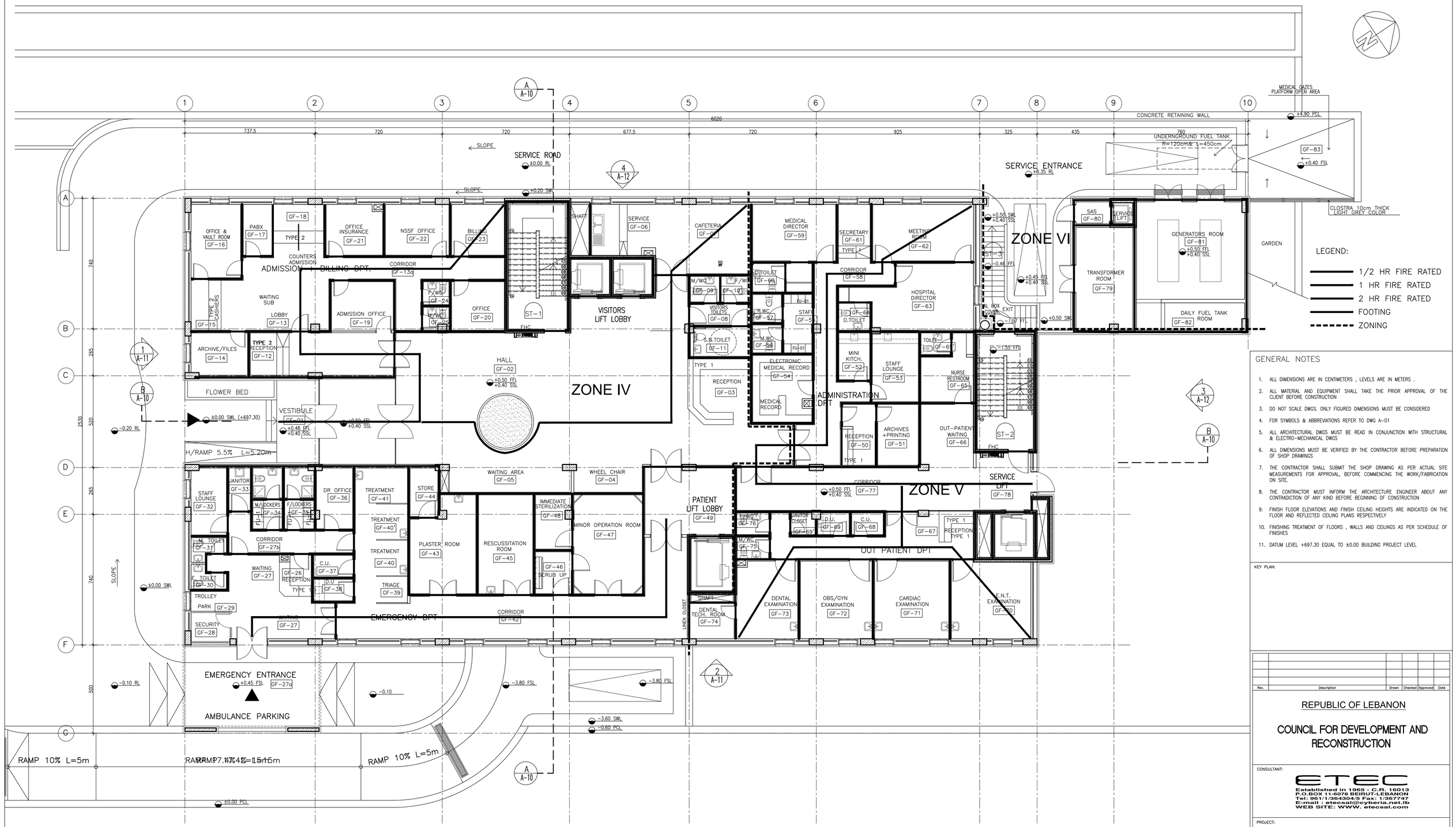

LEGEND:

- 1/2 HR FIRE RATED
- 1 HR FIRE RATED
- 2 HR FIRE RATED
- FOOTING
- ZONING

GENERAL NOTES

1. ALL DIMENSIONS ARE IN CENTIMETERS , LEVELS ARE IN METERS .
2. ALL MATERIAL AND EQUIPMENT SHALL TAKE THE PRIOR APPROVAL OF THE CLIENT BEFORE CONSTRUCTION
3. DO NOT SCALE DWGS. ONLY FIGURED DIMENSIONS MUST BE CONSIDERED
4. FOR SYMBOLS & ABBREVIATIONS REFER TO DWG A-01
5. ALL ARCHITECTURAL DWGS MUST BE READ IN CONJUNCTION WITH STRUCTURAL & ELECTRO-MECHANICAL DWGS
6. ALL DIMENSIONS MUST BE VERIFIED BY THE CONTRACTOR BEFORE PREPARATION OF SHOP DRAWINGS
7. THE CONTRACTOR SHALL SUBMIT THE SHOP DRAWING AS PER ACTUAL SITE MEASUREMENTS FOR APPROVAL, BEFORE COMMENCING THE WORK/FABRICATION ON SITE.
8. THE CONTRACTOR MUST INFORM THE ARCHITECTURE ENGINEER ABOUT ANY CONTRADICTION OF ANY KIND BEFORE BEGINNING OF CONSTRUCTION
9. FINISH FLOOR ELEVATIONS AND FINISH CEILING HEIGHTS ARE INDICATED ON THE FLOOR AND REFLECTED CEILING PLANS RESPECTIVELY
10. FINISHING TREATMENT OF FLOORS , WALLS AND CEILINGS AS PER SCHEDULE OF FINISHES
11. DATUM LEVEL +697.30 EQUAL TO ±0.00 BUILDING PROJECT LEVEL

KEY PLAN:

Rev.	Description	Drawn	Checked	Approved	Date

REPUBLIC OF LEBANON

COUNCIL FOR DEVELOPMENT AND RECONSTRUCTION

CONSULTANT:

ETEC

Established in 1965 - C.R. 16013
P.O.BOX 11-0078 BEIRUT-LEBANON
Tel: 961/1/364304/5 Fax: 1/367747
E-mail : etecsal@cyberia.net.lb
WEB SITE: WWW. etecsal.com

PROJECT:

AKKAR SAHLEH GOVERNMENTAL HOSPITAL
DETAILED FINAL DESIGN
PHASE 5

TITLE:

GROUND FLOOR PLAN
FIRE ZONES AND ESCAPE ROUTING

DRAWN BY:	Name R.F.	Date JULY 2026	Signature	FILE:	ASGH-A41
CHECKED BY:	F.T.	JULY 2026		SIZE:	A1
APPROVED BY:	E.A.J.	JULY 2026		SCALE	1/100
DRAWING NO.:	A41			REVISION	00

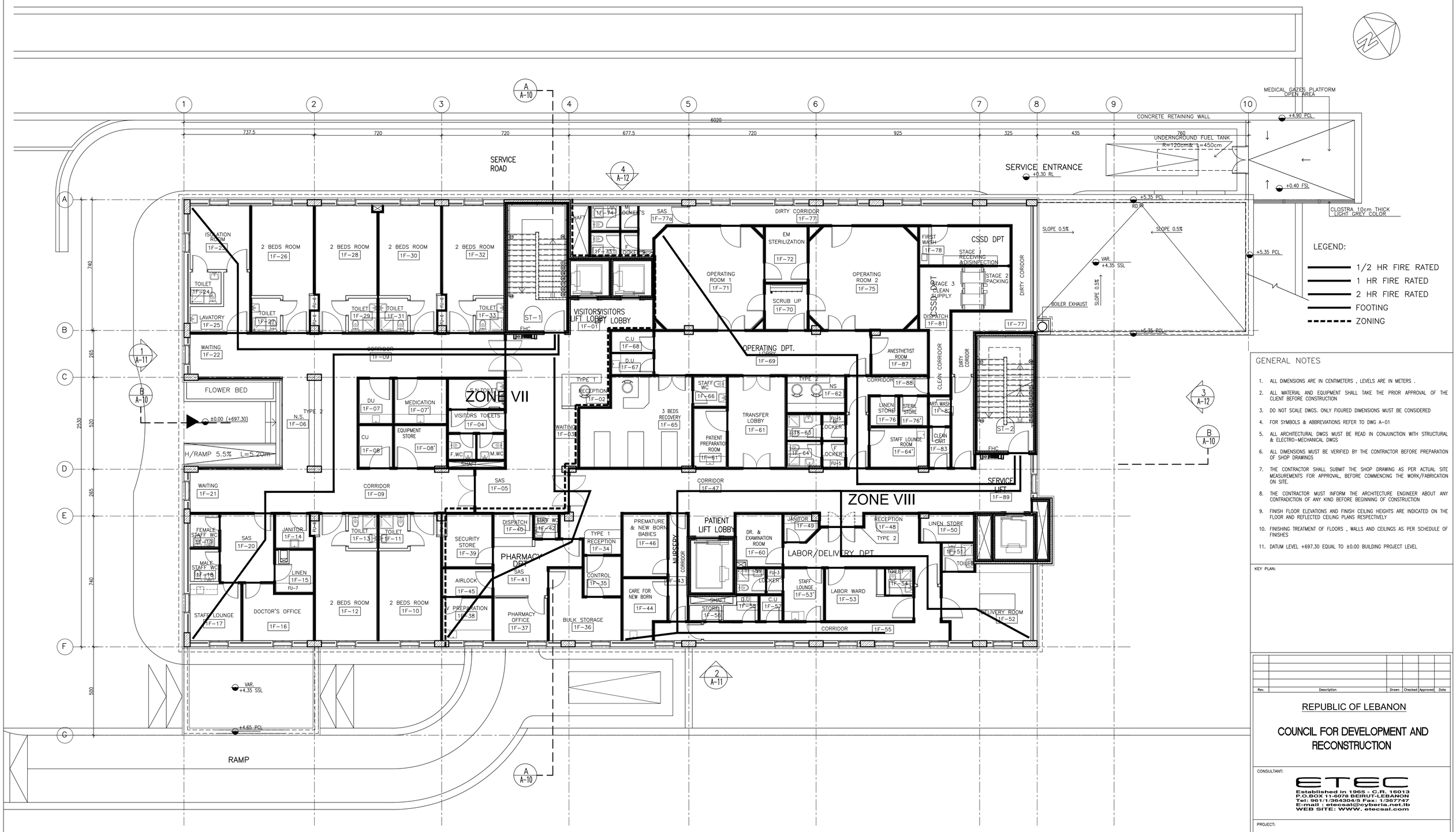

GENERAL NOTES

1. ALL DIMENSIONS ARE IN CENTIMETERS , LEVELS ARE IN METERS .
2. ALL MATERIAL AND EQUIPMENT SHALL TAKE THE PRIOR APPROVAL OF THE CLIENT BEFORE CONSTRUCTION
3. DO NOT SCALE DWGS. ONLY FIGURED DIMENSIONS MUST BE CONSIDERED
4. FOR SYMBOLS & ABBREVIATIONS REFER TO DWG A-01
5. ALL ARCHITECTURAL DWGS MUST BE READ IN CONJUNCTION WITH STRUCTURAL & ELECTRO-MECHANICAL DWGS
6. ALL DIMENSIONS MUST BE VERIFIED BY THE CONTRACTOR BEFORE PREPARATION OF SHOP DRAWINGS
7. THE CONTRACTOR SHALL SUBMIT THE SHOP DRAWING AS PER ACTUAL SITE MEASUREMENTS FOR APPROVAL, BEFORE COMMENCING THE WORK/FABRICATION ON SITE.
8. THE CONTRACTOR MUST INFORM THE ARCHITECTURE ENGINEER ABOUT ANY CONTRADICTION OF ANY KIND BEFORE BEGINNING OF CONSTRUCTION
9. FINISH FLOOR ELEVATIONS AND FINISH CEILING HEIGHTS ARE INDICATED ON THE FLOOR AND REFLECTED CEILING PLANS RESPECTIVELY
10. FINISHING TREATMENT OF FLOORS , WALLS AND CEILINGS AS PER SCHEDULE OF FINISHES
11. DATUM LEVEL +697.30 EQUAL TO ±0.00 BUILDING PROJECT LEVEL

KEY PLAN:

Rev.	Description	Drawn	Checked	Approved	Date

REPUBLIC OF LEBANON

COUNCIL FOR DEVELOPMENT AND RECONSTRUCTION

CONSULTANT:

ETEC
Established in 1965 - C.R. 16013
P.O.BOX 11-5078 BEIRUT-LEBANON
Tel: 961/1/364304/5 Fax: 1/367747
E-mail : etecsal@cyberia.net.lb
WEB SITE: WWW. etecsal.com

PROJECT:

AKKAR SAHLEH GOVERNMENTAL HOSPITAL
DETAILED FINAL DESIGN
PHASE 5

TITLE:

FIRST FLOOR PLAN
FIRE ZONES AND ESCAPE ROUTING

	Name	Date	Signature	FILE:	ASGH-A42
DRAWN BY:	R.F.	JULY 2026			
CHECKED BY:	F.T.	JULY 2026		SIZE:	A1
APPROVED BY:	E.A.J.	JULY 2026		SCALE	1/100
DRAWING NO.:	A42			REVISION	00

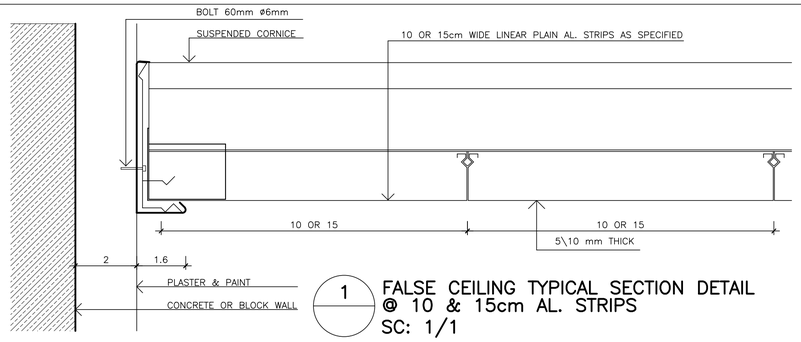

1 FALSE CEILING TYPICAL SECTION DETAIL @ 10 & 15cm AL. STRIPS SC: 1/1

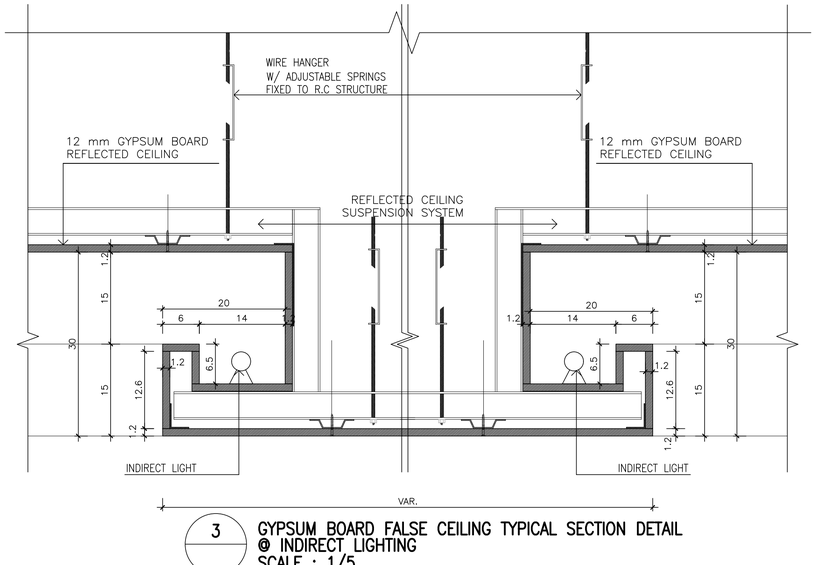

3 GYPSUM BOARD FALSE CEILING TYPICAL SECTION DETAIL @ INDIRECT LIGHTING SCALE : 1/5

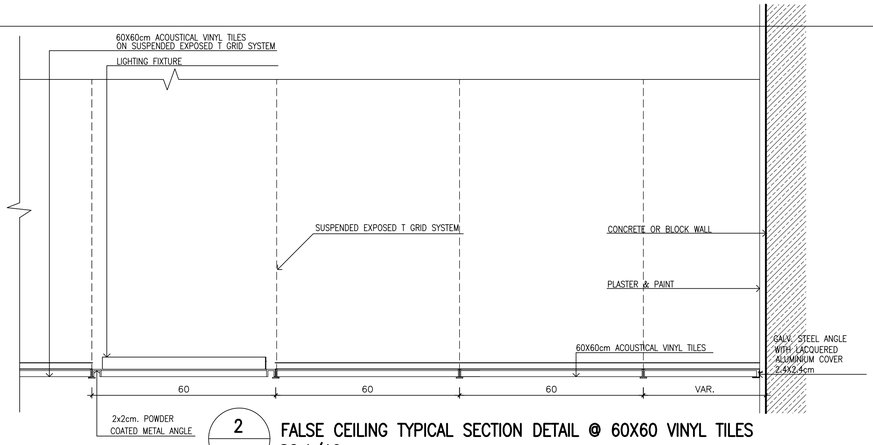

2 FALSE CEILING TYPICAL SECTION DETAIL @ 60X60 VINYL TILES SC:1/10

GENERAL NOTES:

1– ALL DIMENSIONS ARE IN CENTIMETERS , LEVELS ARE IN METERS .
2– ALL MATERIAL AND EQUIPMENT SHALL TAKE THE PRIOR APPROVAL OF THE CLIENT BEFORE CONSTRUCTION
3– DO NOT SCALE DWGS. ONLY FIGURED DIMENSIONS MUST BE CONSIDERED
4– FOR SYMBOLS & ABREVIATIONS REFER TO DWG A–01
5– ALL ARCHITECTURAL DWGS MUST BE READ IN CONJONCTION WITH STRUCTURAL & ELECTRO–MECHANICAL DWGS
6– ALL DIMENSIONS MUST BE VERIFIED BY THE CONTRACTOR BEFORE PREPARATION OF SHOPDRAWINGS
7– THE CONTRACTOR SHALL SUBMIT THE SHOP DRAWING AS PER ACTUAL SITE MEASUREMENTS FOR APPROVAL, BEFORE COMMENCING THE WORK/FABRICATION ON SITE.
8– THE CONTRACTOR MUST INFORM THE ARCHITECURE ENGINEER ABOUT ANY CONTRADICTION OF ANY KIND BEFORE BEGINING OF CONSTRUCTION
9– FINISH FLOOR ELEVATIONS AND FINISH CEILING HEIGHTS ARE INDICATED ON THE FLOOR AND REFLECTED CEILING PLANS RESPECTIVELY
10– FINISHING TREATEMENT OF FLOORS , WALLS AND CEILINGS AS PER SCHEDULE OF FINISHES
11– DATUM LEVEL +697.30 EQUAL TO ±0.00 BUILDING PROJECT LEVEL

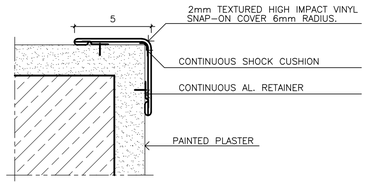

4 CORNER GUARD TYPICAL DETAIL PLAN SC: 1/2

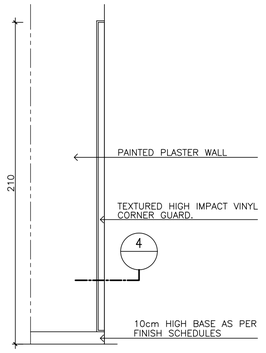

5 CORNER GUARD TYPICAL DETAIL ELEVATION SC : 1/20

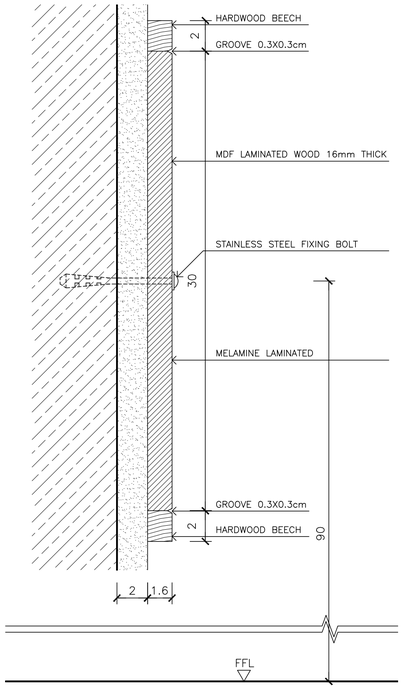

6 WALLS PROTECTION GUARD WOOD TYPICAL DETAIL SC:1/2

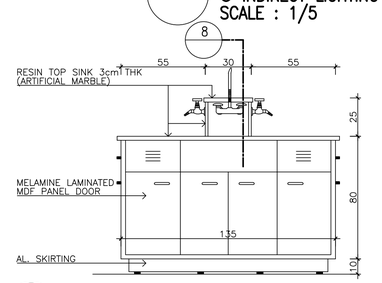

7 LABORATORY COUNTER ELEVATION DETAIL SC : 1/20

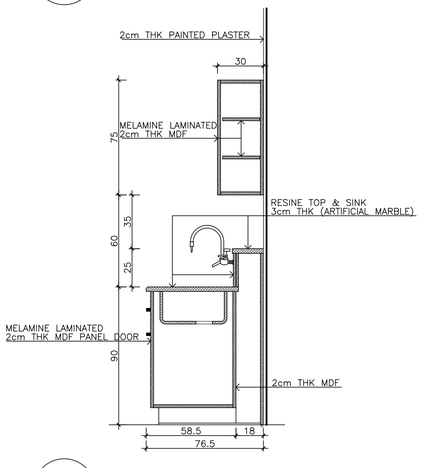

8 LABORATORY COUNTER TYPICAL SECTION DETAIL SC : 1/20

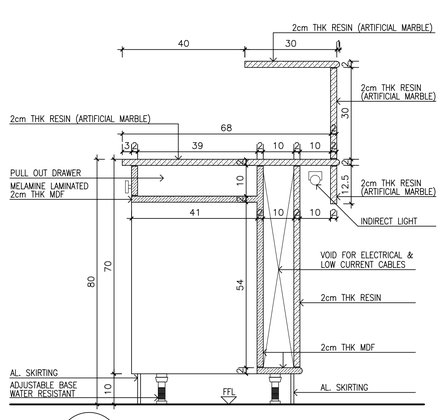

9 COUNTER DETAIL TYPE 1 SC:1/10

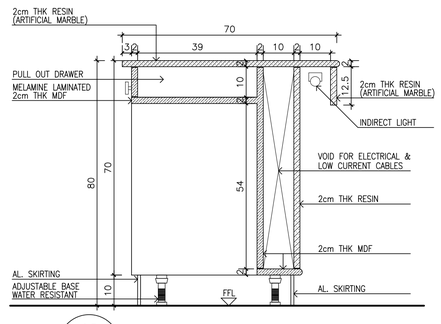

10 COUNTER DETAIL TYPE 2 SC:1/10

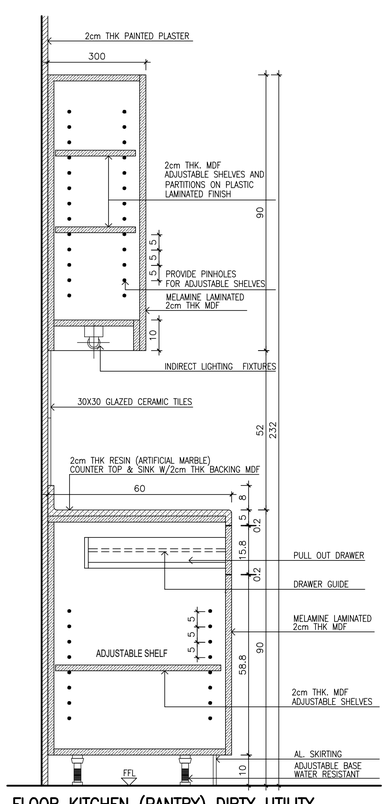

11 FLOOR KITCHEN (PANTRY) DIRTY UTILITY, CLEAN UTILITY & STAFF LOUNGE COUNTER DETAIL SC:1/10

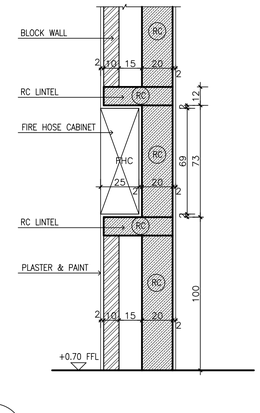

12 RECESSED FIRE HOSE CABINET SC:1/20

GENERAL NOTES

1. ALL DIMENSIONS ARE IN CENTIMETERS , LEVELS ARE IN METERS .
2. ALL MATERIAL AND EQUIPMENT SHALL TAKE THE PRIOR APPROVAL OF THE CLIENT BEFORE CONSTRUCTION
3. DO NOT SCALE DWGS. ONLY FIGURED DIMENSIONS MUST BE CONSIDERED
4. FOR SYMBOLS & ABBREVIATIONS REFER TO DWG A–01
5. ALL ARCHITECTURAL DWGS MUST BE READ IN CONJUNCTION WITH STRUCTURAL & ELECTRO–MECHANICAL DWGS
6. ALL DIMENSIONS MUST BE VERIFIED BY THE CONTRACTOR BEFORE PREPARATION OF SHOP DRAWINGS
7. THE CONTRACTOR SHALL SUBMIT THE SHOP DRAWING AS PER ACTUAL SITE MEASUREMENTS FOR APPROVAL, BEFORE COMMENCING THE WORK/FABRICATION ON SITE.
8. THE CONTRACTOR MUST INFORM THE ARCHITECTURE ENGINEER ABOUT ANY CONTRADICTION OF ANY KIND BEFORE BEGINNING OF CONSTRUCTION
9. FINISH FLOOR ELEVATIONS AND FINISH CEILING HEIGHTS ARE INDICATED ON THE FLOOR AND REFLECTED CEILING PLANS RESPECTIVELY
10. FINISHING TREATMENT OF FLOORS , WALLS AND CEILINGS AS PER SCHEDULE OF FINISHES
11. DATUM LEVEL +697.30 EQUAL TO ±0.00 BUILDING PROJECT LEVEL

KEY PLAN:

Rev.	Description	Drawn	Checked	Approved	Date

REPUBLIC OF LEBANON

COUNCIL FOR DEVELOPMENT AND RECONSTRUCTION

CONSULTANT:
ETEC
Established in 1965 - C.R. 16013
P.O.BOX 11-5078 BEIRUT-LEBANON
Tel: 961/1/364304/5 Fax: 1/367747
E-mail : etecsal@cyberia.net.lb
WEB SITE: WWW. etecsal.com

PROJECT:

AKKAR SAHLEH GOVERNMENTAL HOSPITAL
DETAILED FINAL DESIGN
PHASE 5

TITLE:

MISCELLANEOUS DETAILS

DRAWN BY:	Name R.F.	Date JULY 2026	Signature	FILE:	ASGH–A43
CHECKED BY:	F.T.	JULY 2026		SIZE:	A1
APPROVED BY:	E.A.J.	JULY 2026		SCALE	AS SHOWN
DRAWING NO.:	A43			REVISION	00