REPUBLIC OF LEBANON COUNCIL

FOR DEVELOPMENT & RECONSTRUCTION

AKKAR SAHLEH GOVERNMENTAL HOSPITAL

ARCHITECTURAL DRAWINGS
DETAILED FINAL DESIGN - PHASE 5

ETEC

JULY 2026

LIST OF DRAWINGS

DWG N°	TITLE	SCALE
A–00	COVER	–––
A–01	LIST OF DRAWINGS , ABBREVIATIONS , LEGEND , SYMBOLS & GENERAL NOTES	NTS
A–02	TOPOGRAPHICAL SURVEY PLAN	1/1000
A–03	SITE PLAN & LANDSCAPING	1/250
A–04	FIRST BASEMENT PLAN	1/100
A–05	GROUND FLOOR PLAN	1/100
A–06	FIRST FLOOR PLAN	1/100
A–07	ROOF FLOOR PLAN	1/100
A–08	UPPER FLOOR PLAN	1/100
A–09	SECTION AA & BB	1/100
A–10	ELEVATION 1 & 2	1/100
A–11	ELEVATION 3 & 4	1/100
A–12	FIRST BASEMENT – FINISHES SCHEDULE	NTS
A–13	GROUND FLOOR – FINISHES SCHEDULE	NTS
A–14	FIRST FLOOR – FINISHES SCHEDULE	NTS
A–15	EXTERNAL WALL SECTION DETAILS	1/20
A–16	ROOFING & WATERPROOFING DETAILS	1/10, 1/5, 1/2
A–17	STAIRCASE ST–1 PLAN, SECTION & DETAILS	1/50, 1/10, 1/5
A–18 1/2	STAIRCASE ST–2 PLAN, SECTION & DETAILS	1/50
A–18 2/2	STAIRCASE ST–3 PLAN, SECTION & DETAILS	1/50, 1/10
A–19	VISITORS AND PATIENTS LIFTS PLAN, SECTION & DETAILS	1/20
A–20	FIRST BASEMENT – REFLECTED CEILING PLAN	1/100
A–21	GROUND FLOOR – REFLECTED CEILING PLAN	1/100
A–22	FIRST FLOOR – REFLECTED CEILING PLAN	1/100
A–23	TIMBER DOORS SCHEDULE & DETAILS	1/20, 1/5, 1/2
A–24	TIMBER DOORS SCHEDULE & DETAILS	1/20, 1/5, 1/2
A–25 1/2	STEEL DOORS SCHEDULE & DETAILS	1/20, 1/5, 1/2
A–25 2/2	TIMBER & STEEL WORKS DETAILS + IRONMONGERY	1/20
A–26	ALUMINUM DOORS & WINDOW SCHEDULES	1/50
A–27	ALUMINUM DOORS & WINDOW SCHEDULES	1/50
A–28	BUILT–IN FURNITURE SCHEDULE & DETAILS	AS SHOWN
A–29	C.T. SCAN ROOM RADIATION PROTECTION DETAILS	AS SHOWN
A–30	GUARD ROOM PLANS , SECTION & ELEVATIONS	1/50
A–31	EXTERNAL WORK DETAILS	1/50,1/20
A–32	MAIN GATE & FENCE DETAILS	1/20
A–33 1/2	RAMP PLAN & SECTION	1/50
A–33 2/2	RAMP DETAILS	1/20
A–34	SITE PLAN – SIGNAGE	1/250
A–35	FIRST BASEMENT – SIGNAGE PLAN	1/100
A–36	GROUND FLOOR – SIGNAGE PLAN	1/100
A–37	FIRST FLOOR – SIGNAGE PLAN	1/100
A–38	SIGNAGE SCHEDULE & DETAILS	AS SHOWN
A–39	TRAFFIC SIGNAGE & PARKING DETAILS	1/20, 1/10, 1/5
A–40	FIRST BASEMENT – FIRE ZONES & ESCAPE ROUTING	1/100
A–41	GROUND FLOOR – FIRE ZONES & ESCAPE ROUTING	1/100
A–42	FIRST FLOOR – FIRE ZONES & ESCAPE ROUTING	1/100
A–43	MISCELLENUOUS DETAILS	AS SHOWN

SYMBOLS

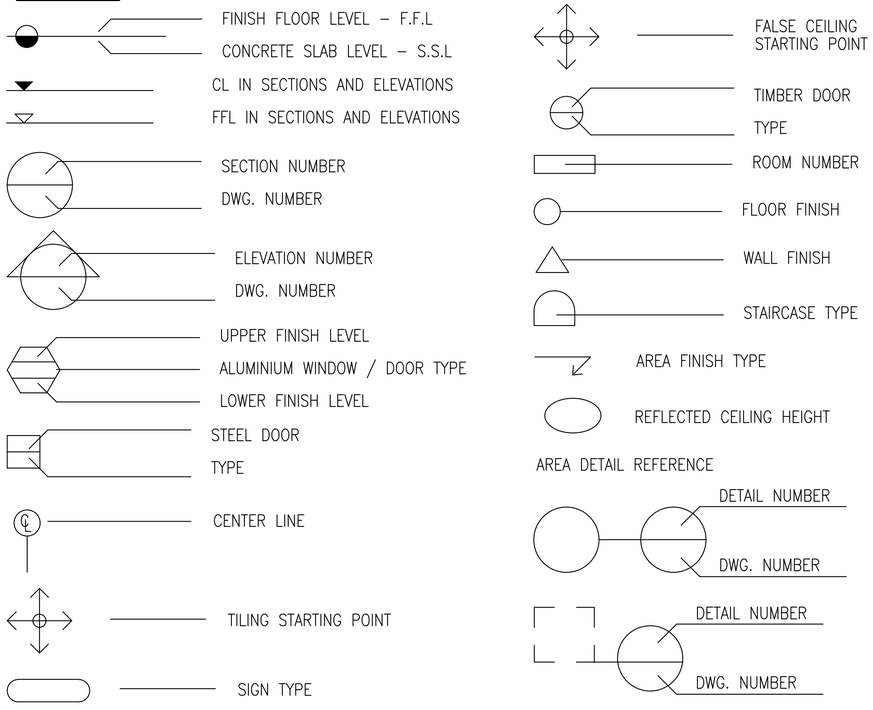

KEY TO ABBREVIATIONS

A–	AC	AIR CONDITIONING
	AL	ALUMINIUM
	ALFC	ALUMINIUM FALSE CEILING
	ALW	ALUMINIUM WINDOW
	ALD	ALUMINIUM DOOR
	AP	ACCESS PANEL
	ALL	ALUMINIUM LOUVERS
	ADP	ANTI–DUST PAINT
	ASL	AGRICULTURE SOIL LEVEL
B–	BW	BLOCKWALL
	BHS	BUSH–HAMMERED STONE
	BB	BLOCK BOARD
C–	CL	CONCRETE LEVEL
	CFL	CONCRETE FLOOR LEVEL
	CS	CEMENT SCREED
	CT	CERAMIC TILE
	CMU	CONCRETE MASONRY UNIT
	CO	CLEAN OUT
	CU	CLEAN UTILITY
D–	DWG	DRAWING
	DU	DIRTY UTILITY
E–	EC	ELECTRICAL CABINET
	EJ	EXPANSION JOINT
	EQ	EQUAL
	EPP	EMULSION PAINT ON PLASTER
	EXT	EXTERIOR
	EPB	ELECTRICAL PANEL BOARD
	EP	EPOXY PAINT
F–	F	FIXE
	FC	FALSE CEILING
	FCU	FAN COIL UNIT
	FFL	FINISHED FLOOR LEVEL
	FL	FLOOR
	FU	FURNITURE UNIT BUILT–IN
	FB	FLOWER BED
	FTD	FIRE–RATED TIMBER DOOR
	FTP	FIRE–RATED TIMBER PANEL
	FSD	FIRE–RATED STEEL DOOR
	FD	FLOOR DRAIN
	FCO	FLOOR CLEAN OUT
	FHC	FIRE HOSE CABINET
	FA	FIRE ALARM
	FCC	FAIRFACED CONCRETE
	FE	FIRE EXTINGUISHER
	FBD	FLOWER BED DRAIN
G–	GF	GROUND FLOOR
	GB	GYPSUM BOARD
	GFC	GYPSUM FALSE CEILING
	GS	GALVANIZED STEEL
	GSG	GALVANIZED STEEL GRATING
	GL	GLASS
	GD	GLAZED DOOR
	GPP	GRANULAR PAINT ON PLASTER
H–	HGT	HEIGHT
	HOR	HORIZONTAL
	HW	HARDWOOD
I–	INF	INFERIOR
	INT	INTERIOR
	ICU	INTENSIVE CARE UNIT
L–	L	LEFT
	LSD	LIQUID SOAP DISPENSER
	LAV	LAVATORY
	LC	LOW CURRENT
M–	MA	MARBLE
	MIN	MINIMUM
	MAX	MAXIMUM
	MH	MANHOLE
	MIR	MIRROR
	MFFC	MINERAL FIBER FALSE CEILING
N–	NS	NURSE STATION
	NST	NATURAL STONE TILES
	NCS	NATURAL CUT STONE
	NSC	NATURAL STONE COPING
O–	OP	OIL PAINT
	OPP	OIL PAINT ON PLASTER
P–	P	PLASTER
	PP	PLASTER AND PAINT
	PA	PARQUET
	PCT	PLAIN CERAMIC TILE
	PRCT	PRECAST CONCRETE TILE
	PVC	POLYVINYL CHLORIDE
	PL	PAVEMENT LEVEL
	PWPP	PLASTER AND WATERPROOFING PAINT
	PFL	PARAPET FINISH LEVEL
	PCL	PARAPET CONCRETE LEVEL
	PW	POWER
Q–	QTY	QUANTITY
R–	R	RIGHT
	RC	REINFORCED CONCRETE
	RD	ROOF DRAIN
	RPP	ROLL PAINT ON PLASTER
	RL	ROAD LEVEL
	RTP	ROUGH TEXTURE PLASTER
S–	S	STEEL
	SP	STEEL PANEL
	SD	STEEL DOOR
	SH	SHAFT
	SST	STAINLESS STEEL
	ST	STAIRCASE
	SL	SOIL LEVEL
	STD	STEEL TRAP–DOOR
	SC	SCALE
	SOT	SOAP TRAY
	SAP	SHAFT ACCESS PANEL
	SG	SIGN
	SGR	STEEL GRATING
	SLR	STEEL LOUVERED WINDOW
	SJ	STRUCTURAL JOINT
	SPP	SPECIAL PAINT ON PLASTER
	SPS	SPECIAL PAINT ON STEEL
	SWL	SIDEWALK LEVEL
	SSL	STRUCTURAL SLAB LEVEL
T–	TD	TIMBER DOOR
	TDL	TIMBED DOOR WITH LEAD SHEET RADIATION PROTECTION
	THK	THICK
	TZ	TERRAZZO TILES
	TB	TOWEL BAR
	TOD	TOWEL DISPENSER
	TPH	TOWEL PAPER HOLDER
	TPP	TEXTURE PAINT ON PLASTER
V–	VI	VIDEO AND INTERPHONE
W–	WI	WROUGHT IRON
	WPP	WATER PROOFED PAINT
	WB	WASHING BASIN
	WC	WATER CLOSET
	WFC	WOODEN FALSE CEILING
	WM	WATERPROOFING MEMBRANE
	W/	WITH
	W/O	WITHOUT

GENERAL NOTES

1. ALL DIMENSIONS ARE IN CENTIMETERS , LEVELS ARE IN METERS .
2. ALL MATERIAL AND EQUIPMENT SHALL TAKE THE PRIOR APPROVAL OF THE CLIENT BEFORE CONSTRUCTION
3. DO NOT SCALE DWGS. ONLY FIGURED DIMENSIONS MUST BE CONSIDERED
4. FOR SYMBOLS & ABBREVIATIONS REFER TO DWG A–01
5. ALL ARCHITECTURAL DWGS MUST BE READ IN CONJUNCTION WITH STRUCTURAL & ELECTRO–MECHANICAL DWGS
6. ALL DIMENSIONS MUST BE VERIFIED BY THE CONTRACTOR BEFORE PREPARATION OF SHOP DRAWINGS
7. THE CONTRACTOR SHALL SUBMIT THE SHOP DRAWING AS PER ACTUAL SITE MEASUREMENTS FOR APPROVAL, BEFORE COMMENCING THE WORK/FABRICATION ON SITE.
8. THE CONTRACTOR MUST INFORM THE ARCHITECTURE ENGINEER ABOUT ANY CONTRADICTION OF ANY KIND BEFORE BEGINNING OF CONSTRUCTION
9. FINISH FLOOR ELEVATIONS AND FINISH CEILING HEIGHTS ARE INDICATED ON THE FLOOR AND REFLECTED CEILING PLANS RESPECTIVELY
10. FINISHING TREATMENT OF FLOORS , WALLS AND CEILINGS AS PER SCHEDULE OF FINISHES
11. DATUM LEVEL +697.30 EQUAL TO ±0.00 BUILDING PROJECT LEVEL

KEY PLAN:

Rev.	Description	Drawn	Checked	Approved	Date

REPUBLIC OF LEBANON

COUNCIL FOR DEVELOPMENT AND RECONSTRUCTION

CONSULTANT:

ETEC
Established in 1965 - C.R. 16013
P.O.BOX 11-5079 BEIRUT-LEBANON
Tel: 961/1/354304/5 Fax: 1/367747
E-mail : etecsal@cyberia.net.lb
WEB SITE: WWW. etecsal.com

PROJECT:

AKKAR SAHLEH GOVERNMENTAL HOSPITAL
DETAILED FINAL DESIGN
PHASE 5

TITLE:

LIST OF DWGS & ABBR. ,
SYMBOLS & GENERAL NOTES

DRAWN BY:	Name R.F.	Date JULY 2026	Signature	FILE:	ASGH–A01
CHECKED BY:	F.T.	JULY 2026		SIZE:	A1
APPROVED BY:	E.A.J.	JULY 2026		SCALE	NTS
DRAWING NO.:	A0 1			REVISION	00

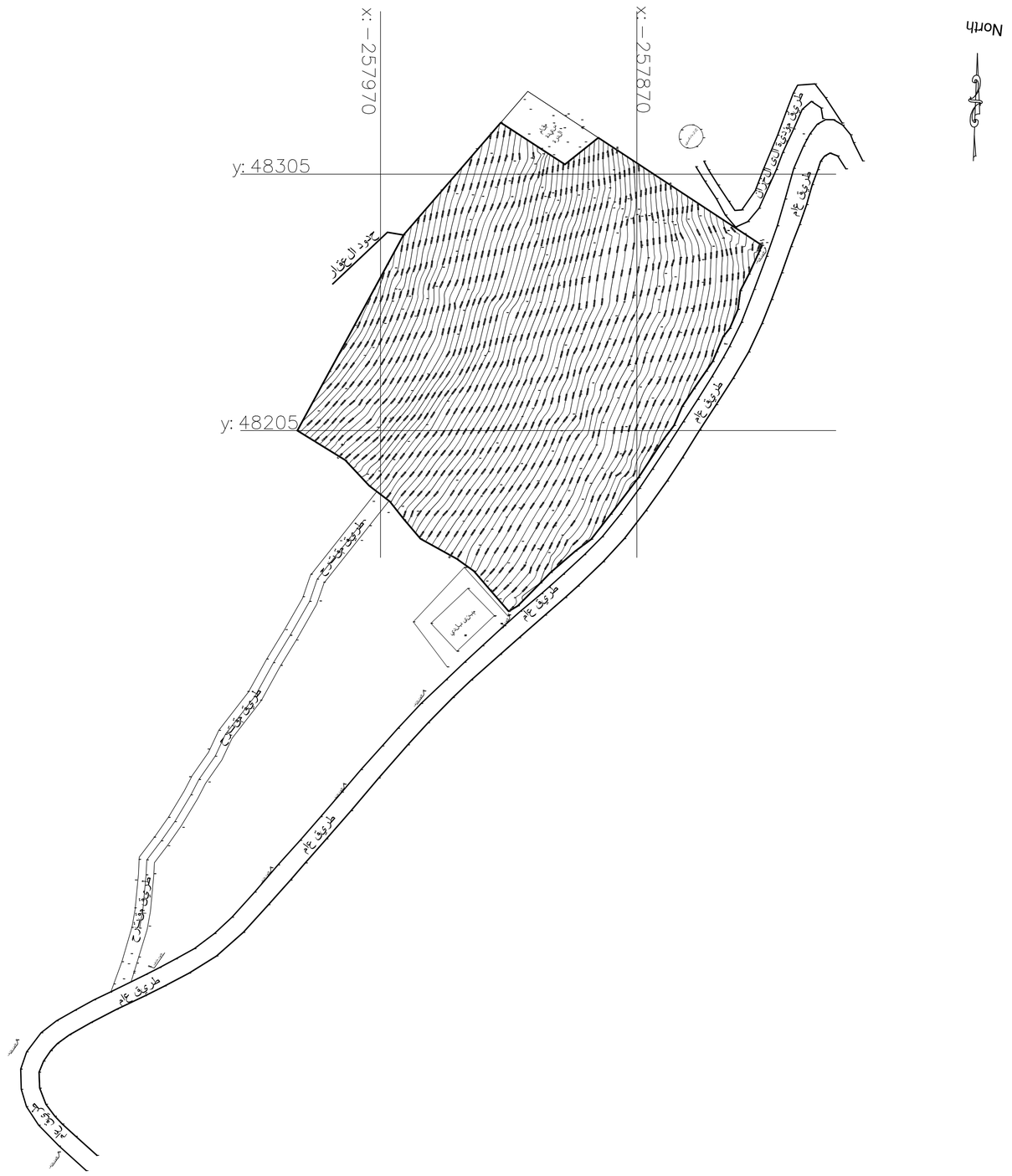
x: 257970
x: 257870
y: 48305
y: 48205
North
طريق عام
طريق عام
طريق عام
طريق عام
طريق عام
طريق عام
حدود العقار
حدود العقار
حدود العقار

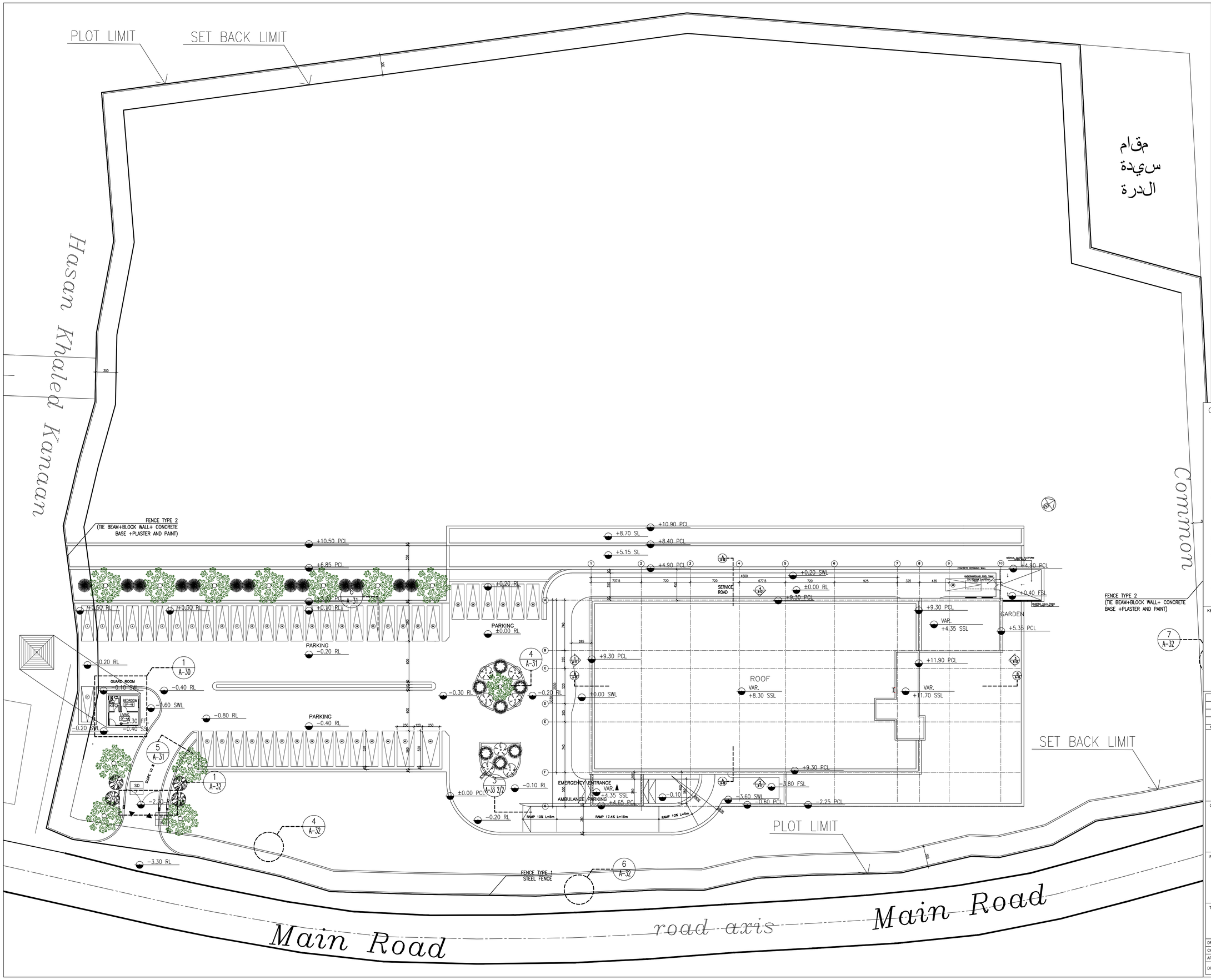

LANDSCAPING LEGEND:

TREES

1 OLIVES

CLIMBERS & GROUND COVERS

2 ROSMARINUS PROSTRATA

3 PLUMBAGO CAPENSIS

SHRUBS

4 PITTUSPORUM TOBIRA NANA

5 HIBISCUS SINESIS

GENERAL NOTES

1. ALL DIMENSIONS ARE IN CENTIMETERS , LEVELS ARE IN METERS .
2. ALL MATERIAL AND EQUIPMENT SHALL TAKE THE PRIOR APPROVAL OF THE CLIENT BEFORE CONSTRUCTION
3. DO NOT SCALE DWGS. ONLY FIGURED DIMENSIONS MUST BE CONSIDERED
4. FOR SYMBOLS & ABBREVIATIONS REFER TO DWG A-01
5. ALL ARCHITECTURAL DWGS MUST BE READ IN CONJUNCTION WITH STRUCTURAL & ELECTRO-MECHANICAL DWGS
6. ALL DIMENSIONS MUST BE VERIFIED BY THE CONTRACTOR BEFORE PREPARATION OF SHOP DRAWINGS
7. THE CONTRACTOR SHALL SUBMIT THE SHOP DRAWING AS PER ACTUAL SITE MEASUREMENTS FOR APPROVAL, BEFORE COMMENCING THE WORK/FABRICATION ON SITE.
8. THE CONTRACTOR MUST INFORM THE ARCHITECTURE ENGINEER ABOUT ANY CONTRADICTION OF ANY KIND BEFORE BEGINNING OF CONSTRUCTION
9. FINISH FLOOR ELEVATIONS AND FINISH CEILING HEIGHTS ARE INDICATED ON THE FLOOR AND REFLECTED CEILING PLANS RESPECTIVELY
10. FINISHING TREATMENT OF FLOORS , WALLS AND CEILINGS AS PER SCHEDULE OF FINISHES
11. DATUM LEVEL +697.30 EQUAL TO ±0.00 BUILDING PROJECT LEVEL

KEY PLAN:

Rev.	Description	Drawn	Checked	Approved	Date

REPUBLIC OF LEBANON

COUNCIL FOR DEVELOPMENT AND RECONSTRUCTION

CONSULTANT:

ETEC
Established in 1965 - C.R. 16013
P.O.BOX 11-6078 BEIRUT-LEBANON
Tel: 961/1/364304/5 Fax: 1/367747
E-mail : etecsal@cyberia.net.lb
WEB SITE: WWW. etecsal.com

PROJECT:

AKKAR SAHLEH GOVERNMENTAL HOSPITAL
DETAILED FINAL DESIGN
PHASE 5

TITLE:

SITE PLAN + LANDSCAPING

	Name	Date	Signature		
DRAWN BY:	R.F.	JULY 2026		FILE:	ASGH-A03
CHECKED BY:	F.T.	JULY 2026		SIZE:	A1
APPROVED BY:	E.A.J.	JULY 2026		SCALE	1/250
DRAWING NO.:	A03			REVISION	

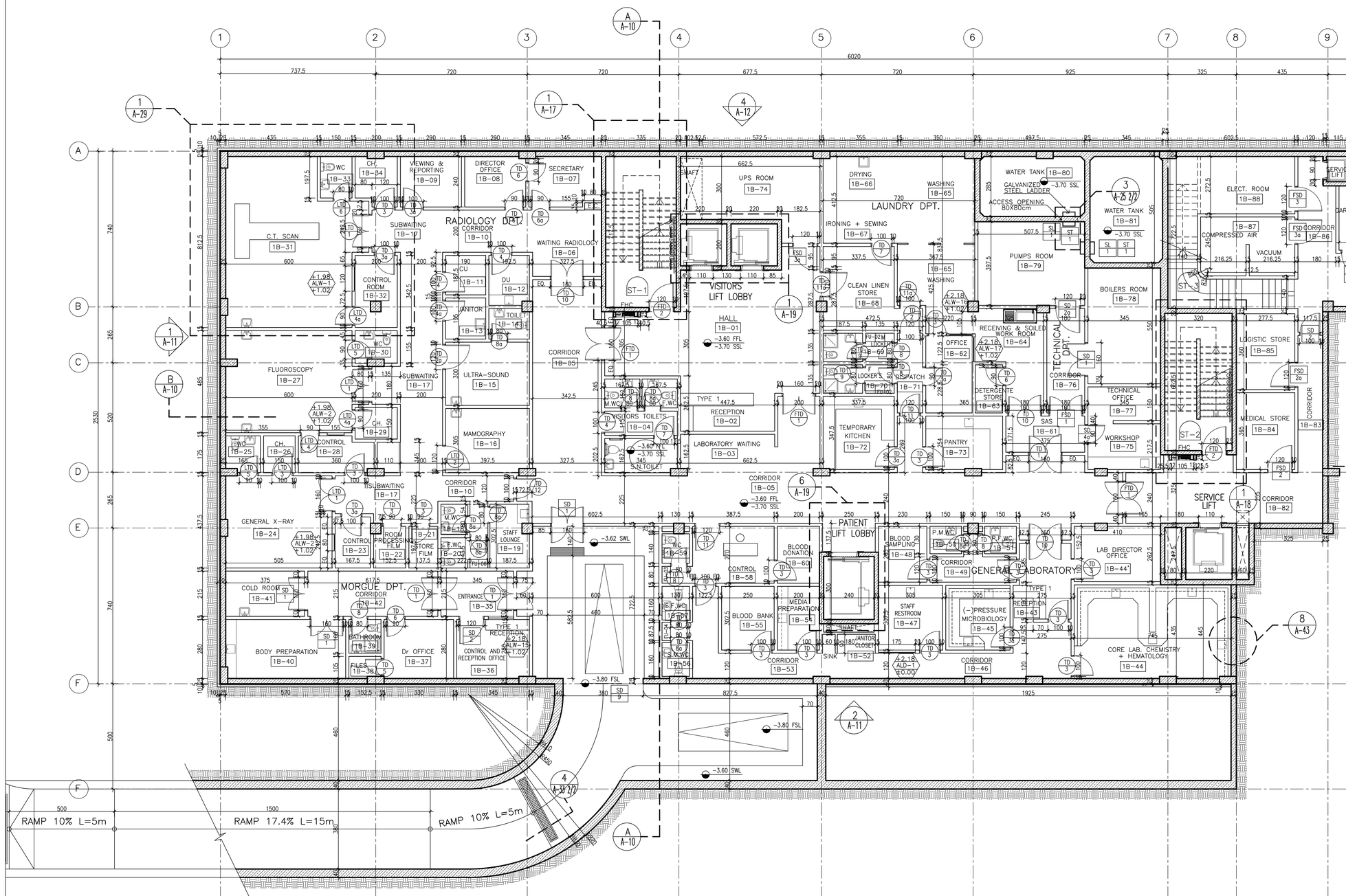

GENERAL NOTES

1. ALL DIMENSIONS ARE IN CENTIMETERS , LEVELS ARE IN METERS .
2. ALL MATERIAL AND EQUIPMENT SHALL TAKE THE PRIOR APPROVAL OF THE CLIENT BEFORE CONSTRUCTION
3. DO NOT SCALE DWGS. ONLY FIGURED DIMENSIONS MUST BE CONSIDERED
4. FOR SYMBOLS & ABBREVIATIONS REFER TO DWG A-01
5. ALL ARCHITECTURAL DWGS MUST BE READ IN CONJUNCTION WITH STRUCTURAL & ELECTRO-MECHANICAL DWGS
6. ALL DIMENSIONS MUST BE VERIFIED BY THE CONTRACTOR BEFORE PREPARATION OF SHOP DRAWINGS
7. THE CONTRACTOR SHALL SUBMIT THE SHOP DRAWING AS PER ACTUAL SITE MEASUREMENTS FOR APPROVAL, BEFORE COMMENCING THE WORK/FABRICATION ON SITE.
8. THE CONTRACTOR MUST INFORM THE ARCHITECTURE ENGINEER ABOUT ANY CONTRADICTION OF ANY KIND BEFORE BEGINNING OF CONSTRUCTION
9. FINISH FLOOR ELEVATIONS AND FINISH CEILING HEIGHTS ARE INDICATED ON THE FLOOR AND REFLECTED CEILING PLANS RESPECTIVELY
10. FINISHING TREATMENT OF FLOORS , WALLS AND CEILINGS AS PER SCHEDULE OF FINISHES
11. DATUM LEVEL +697.30 EQUAL TO ±0.00 BUILDING PROJECT LEVEL

KEY PLAN:

Rev.	Description	Drawn	Checked	Approved	Date

REPUBLIC OF LEBANON

COUNCIL FOR DEVELOPMENT AND RECONSTRUCTION

CONSULTANT:

ETEC
Established in 1965 - C.R. 16013
P.O.BOX 11-5078 BEIRUT-LEBANON
Tel: 961/1/364304/5 Fax: 1/367747
E-mail : etecsal@cyberia.net.lb
WEB SITE: WWW. etecsal.com

PROJECT:

AKKAR SAHLEH GOVERNMENTAL HOSPITAL
DETAILED FINAL DESIGN
PHASE 5

TITLE:

FIRST BASEMENT PLAN

DRAWN BY:	Name R.F.	Date JULY 2026	Signature	FILE:	ASGH-A04
CHECKED BY:	F.T.	JULY 2026		SIZE:	A1
APPROVED BY:	E.A.J.	JULY 2026		SCALE	1/100
DRAWING NO.:	A04			REVISION	00

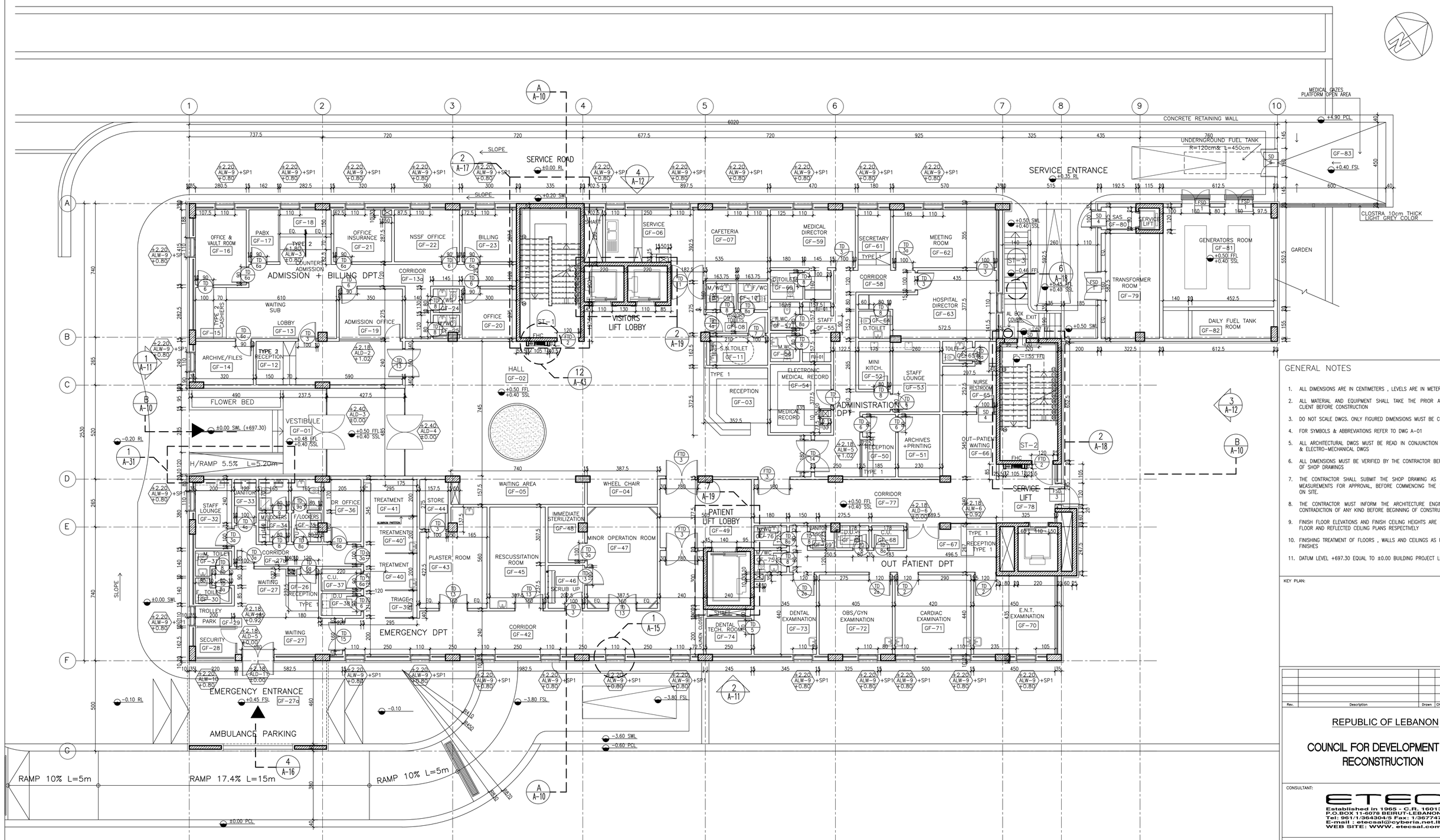

GENERAL NOTES

1. ALL DIMENSIONS ARE IN CENTIMETERS , LEVELS ARE IN METERS .
2. ALL MATERIAL AND EQUIPMENT SHALL TAKE THE PRIOR APPROVAL OF THE CLIENT BEFORE CONSTRUCTION
3. DO NOT SCALE DWGS. ONLY FIGURED DIMENSIONS MUST BE CONSIDERED
4. FOR SYMBOLS & ABBREVIATIONS REFER TO DWG A-01
5. ALL ARCHITECTURAL DWGS MUST BE READ IN CONJUNCTION WITH STRUCTURAL & ELECTRO-MECHANICAL DWGS
6. ALL DIMENSIONS MUST BE VERIFIED BY THE CONTRACTOR BEFORE PREPARATION OF SHOP DRAWINGS
7. THE CONTRACTOR SHALL SUBMIT THE SHOP DRAWING AS PER ACTUAL SITE MEASUREMENTS FOR APPROVAL, BEFORE COMMENCING THE WORK/FABRICATION ON SITE.
8. THE CONTRACTOR MUST INFORM THE ARCHITECTURE ENGINEER ABOUT ANY CONTRADICTION OF ANY KIND BEFORE BEGINNING OF CONSTRUCTION
9. FINISH FLOOR ELEVATIONS AND FINISH CEILING HEIGHTS ARE INDICATED ON THE FLOOR AND REFLECTED CEILING PLANS RESPECTIVELY
10. FINISHING TREATMENT OF FLOORS , WALLS AND CEILINGS AS PER SCHEDULE OF FINISHES
11. DATUM LEVEL +697.30 EQUAL TO ±0.00 BUILDING PROJECT LEVEL

KEY PLAN:

Rev.	Description	Drawn	Checked	Approved	Date

REPUBLIC OF LEBANON

COUNCIL FOR DEVELOPMENT AND RECONSTRUCTION

CONSULTANT:

ETEC
Established in 1965 - C.R. 16013
P.O.BOX 11-5078 BEIRUT-LEBANON
Tel: 961/1/364304/5 Fax: 1/367747
E-mail : etecsal@cyberia.net.lb
WEB SITE: WWW. etecsal.com

PROJECT:

AKKAR SAHLEH GOVERNMENTAL HOSPITAL
DETAILED FINAL DESIGN
PHASE 5

TITLE:

GROUND FLOOR PLAN

DRAWN BY:	Name R.F.	Date JULY 2026	Signature	FILE:	ASGH-A05
CHECKED BY:	F.T.	JULY 2026		SIZE:	A1
APPROVED BY:	E.A.J.	JULY 2026		SCALE	1/100
DRAWING NO.:	A05			REVISION	00

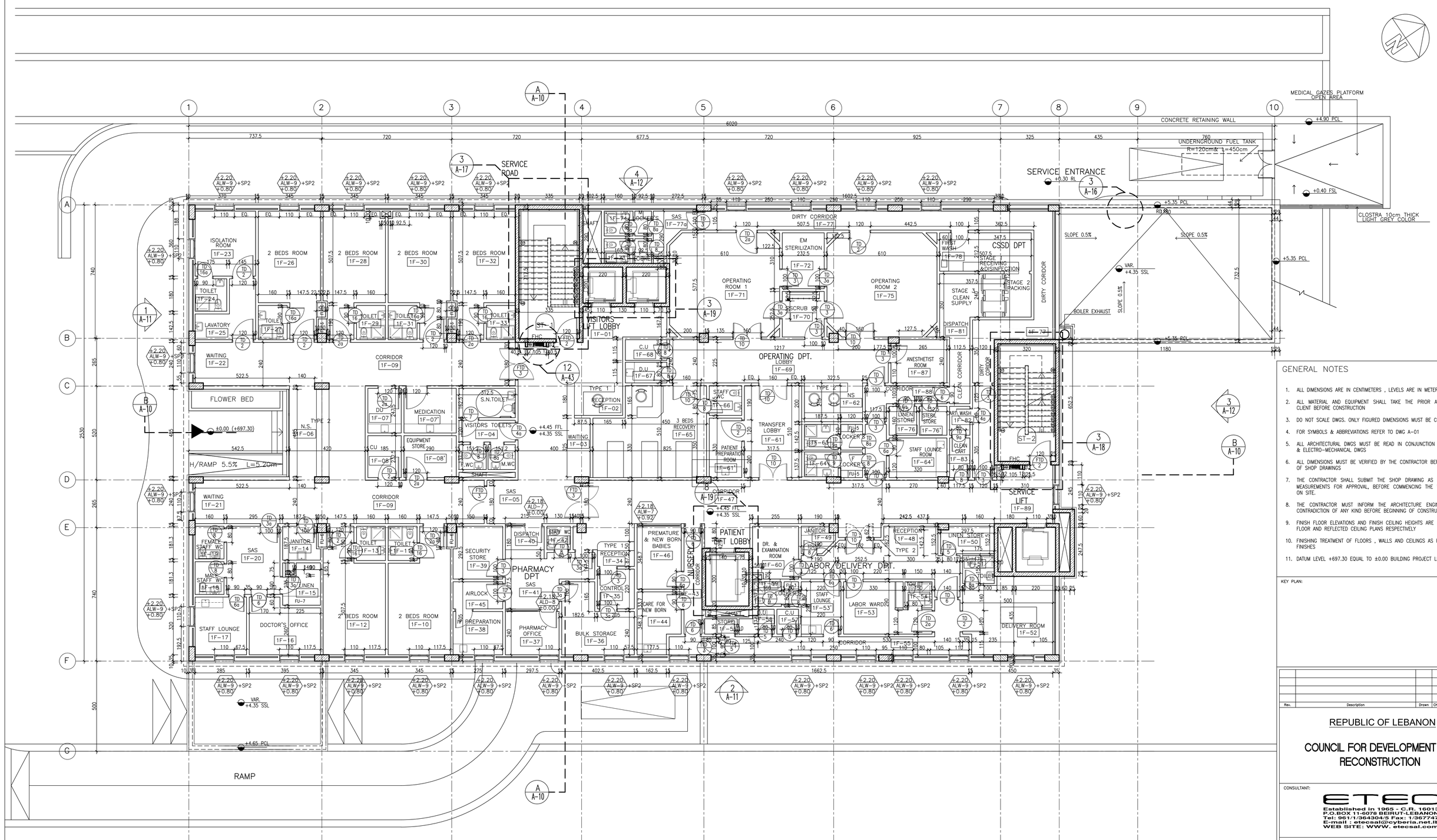

GENERAL NOTES

1. ALL DIMENSIONS ARE IN CENTIMETERS , LEVELS ARE IN METERS .
2. ALL MATERIAL AND EQUIPMENT SHALL TAKE THE PRIOR APPROVAL OF THE CLIENT BEFORE CONSTRUCTION
3. DO NOT SCALE DWGS. ONLY FIGURED DIMENSIONS MUST BE CONSIDERED
4. FOR SYMBOLS & ABBREVIATIONS REFER TO DWG A-01
5. ALL ARCHITECTURAL DWGS MUST BE READ IN CONJUNCTION WITH STRUCTURAL & ELECTRO-MECHANICAL DWGS
6. ALL DIMENSIONS MUST BE VERIFIED BY THE CONTRACTOR BEFORE PREPARATION OF SHOP DRAWINGS
7. THE CONTRACTOR SHALL SUBMIT THE SHOP DRAWING AS PER ACTUAL SITE MEASUREMENTS FOR APPROVAL, BEFORE COMMENCING THE WORK/FABRICATION ON SITE.
8. THE CONTRACTOR MUST INFORM THE ARCHITECTURE ENGINEER ABOUT ANY CONTRADICTION OF ANY KIND BEFORE BEGINNING OF CONSTRUCTION
9. FINISH FLOOR ELEVATIONS AND FINISH CEILING HEIGHTS ARE INDICATED ON THE FLOOR AND REFLECTED CEILING PLANS RESPECTIVELY
10. FINISHING TREATMENT OF FLOORS , WALLS AND CEILINGS AS PER SCHEDULE OF FINISHES
11. DATUM LEVEL +697.30 EQUAL TO ±0.00 BUILDING PROJECT LEVEL

KEY PLAN:

Rev.	Description	Drawn	Checked	Approved	Date

REPUBLIC OF LEBANON

COUNCIL FOR DEVELOPMENT AND RECONSTRUCTION

CONSULTANT:

ETEC
Established in 1965 - C.R. 16013
P.O.BOX 11-5078 BEIRUT-LEBANON
Tel: 961/1/364304/5 Fax: 1/367747
E-mail : etecsal@cyberia.net.lb
WEB SITE: WWW. etecsal.com

PROJECT:

AKKAR SAHLEH GOVERNMENTAL HOSPITAL
DETAILED FINAL DESIGN
PHASE 5

TITLE:

FIRST FLOOR PLAN

DRAWN BY:	Name R.F.	Date JULY 2026	Signature	FILE:	ASGH-A06
CHECKED BY:	F.T.	JULY 2026		SIZE:	A1
APPROVED BY:	E.A.J.	JULY 2026		SCALE	1/100
DRAWING NO.:	A06			REVISION	00

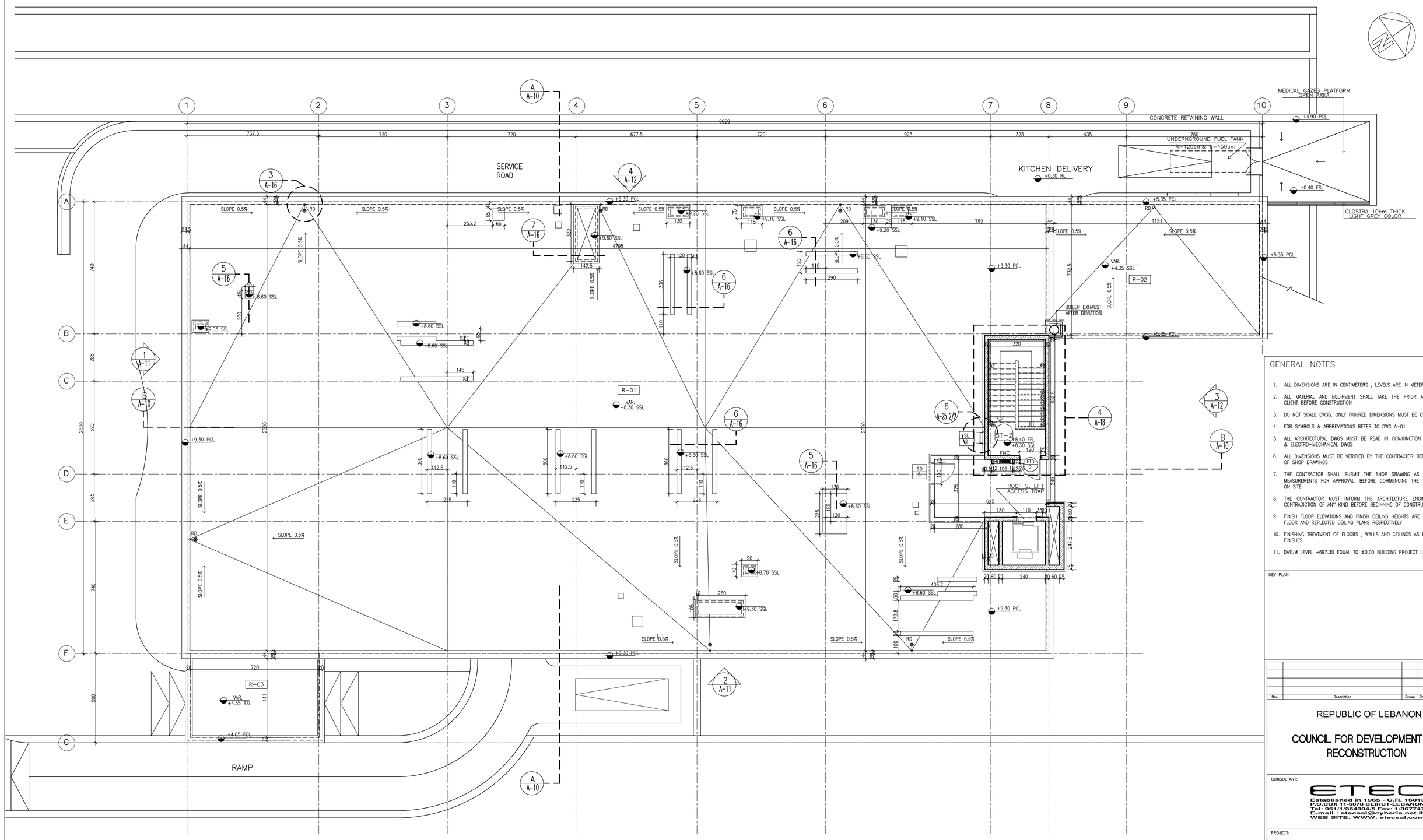

GENERAL NOTES

1. ALL DIMENSIONS ARE IN CENTIMETERS , LEVELS ARE IN METERS .
2. ALL MATERIAL AND EQUIPMENT SHALL TAKE THE PRIOR APPROVAL OF THE CLIENT BEFORE CONSTRUCTION
3. DO NOT SCALE DWGS. ONLY FIGURED DIMENSIONS MUST BE CONSIDERED
4. FOR SYMBOLS & ABBREVIATIONS REFER TO DWG A-01
5. ALL ARCHITECTURAL DWGS MUST BE READ IN CONJUNCTION WITH STRUCTURAL & ELECTRO-MECHANICAL DWGS
6. ALL DIMENSIONS MUST BE VERIFIED BY THE CONTRACTOR BEFORE PREPARATION OF SHOP DRAWINGS
7. THE CONTRACTOR SHALL SUBMIT THE SHOP DRAWING AS PER ACTUAL SITE MEASUREMENTS FOR APPROVAL, BEFORE COMMENCING THE WORK/FABRICATION ON SITE.
8. THE CONTRACTOR MUST INFORM THE ARCHITECTURE ENGINEER ABOUT ANY CONTRADICTION OF ANY KIND BEFORE BEGINNING OF CONSTRUCTION
9. FINISH FLOOR ELEVATIONS AND FINISH CEILING HEIGHTS ARE INDICATED ON THE FLOOR AND REFLECTED CEILING PLANS RESPECTIVELY
10. FINISHING TREATMENT OF FLOORS , WALLS AND CEILINGS AS PER SCHEDULE OF FINISHES
11. DATUM LEVEL +697.30 EQUAL TO ±0.00 BUILDING PROJECT LEVEL

KEY PLAN:

Rev.	Description	Drawn	Checked	Approved	Date

REPUBLIC OF LEBANON

COUNCIL FOR DEVELOPMENT AND RECONSTRUCTION

CONSULTANT:

ETEC
Established in 1965 - C.R. 16013
P.O.BOX 11-6078 BEIRUT-LEBANON
Tel: 961/1/364304/5 Fax: 1/367747
E-mail : etecsal@cyberia.net.lb
WEB SITE: WWW. etecsal.com

PROJECT:

AKKAR SAHLEH GOVERNMENTAL HOSPITAL
DETAILED FINAL DESIGN
PHASE 5

TITLE:

ROOF PLAN

DRAWN BY:	Name R.F.	Date JULY 2026	Signature	FILE:	ASGH-A07
CHECKED BY:	F.T.	JULY 2026		SIZE:	A1
APPROVED BY:	E.A.J.	JULY 2026		SCALE	1/100
DRAWING NO.:	A07			REVISION	00

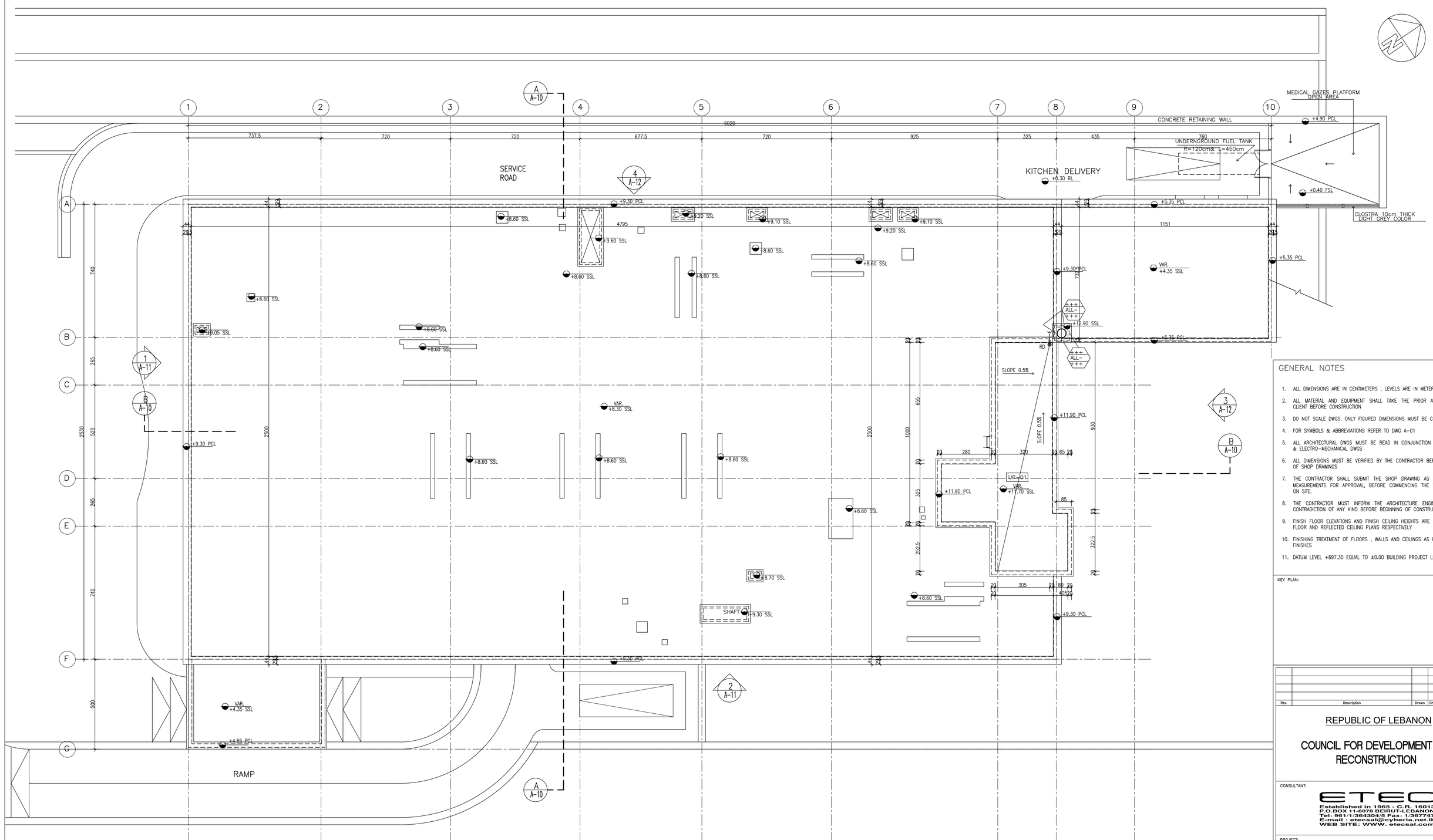

GENERAL NOTES

1. ALL DIMENSIONS ARE IN CENTIMETERS , LEVELS ARE IN METERS .
2. ALL MATERIAL AND EQUIPMENT SHALL TAKE THE PRIOR APPROVAL OF THE CLIENT BEFORE CONSTRUCTION
3. DO NOT SCALE DWGS. ONLY FIGURED DIMENSIONS MUST BE CONSIDERED
4. FOR SYMBOLS & ABBREVIATIONS REFER TO DWG A-01
5. ALL ARCHITECTURAL DWGS MUST BE READ IN CONJUNCTION WITH STRUCTURAL & ELECTRO-MECHANICAL DWGS
6. ALL DIMENSIONS MUST BE VERIFIED BY THE CONTRACTOR BEFORE PREPARATION OF SHOP DRAWINGS
7. THE CONTRACTOR SHALL SUBMIT THE SHOP DRAWING AS PER ACTUAL SITE MEASUREMENTS FOR APPROVAL, BEFORE COMMENCING THE WORK/FABRICATION ON SITE.
8. THE CONTRACTOR MUST INFORM THE ARCHITECTURE ENGINEER ABOUT ANY CONTRADICTION OF ANY KIND BEFORE BEGINNING OF CONSTRUCTION
9. FINISH FLOOR ELEVATIONS AND FINISH CEILING HEIGHTS ARE INDICATED ON THE FLOOR AND REFLECTED CEILING PLANS RESPECTIVELY
10. FINISHING TREATMENT OF FLOORS , WALLS AND CEILINGS AS PER SCHEDULE OF FINISHES
11. DATUM LEVEL +697.30 EQUAL TO ±0.00 BUILDING PROJECT LEVEL

KEY PLAN:

Rev.	Description	Drawn	Checked	Approved	Date

REPUBLIC OF LEBANON

COUNCIL FOR DEVELOPMENT AND RECONSTRUCTION

CONSULTANT:

ETEC
Established in 1965 - C.R. 16013
P.O.BOX 11-0078 BEIRUT-LEBANON
Tel: 961/1/364304/5 Fax: 1/367747
E-mail : etecsal@cyberia.net.lb
WEB SITE: WWW. etecsal.com

PROJECT:

AKKAR SAHLEH GOVERNMENTAL HOSPITAL
DETAILED FINAL DESIGN
PHASE 5

TITLE:

UPPER ROOF PLAN

DRAWN BY:	Name R.F.	Date JULY 2026	Signature	FILE:	ASGH-A08
CHECKED BY:	F.T.	JULY 2026		SIZE:	A1
APPROVED BY:	E.A.J.	JULY 2026		SCALE	1/100
DRAWING NO.:	A08			REVISION	00

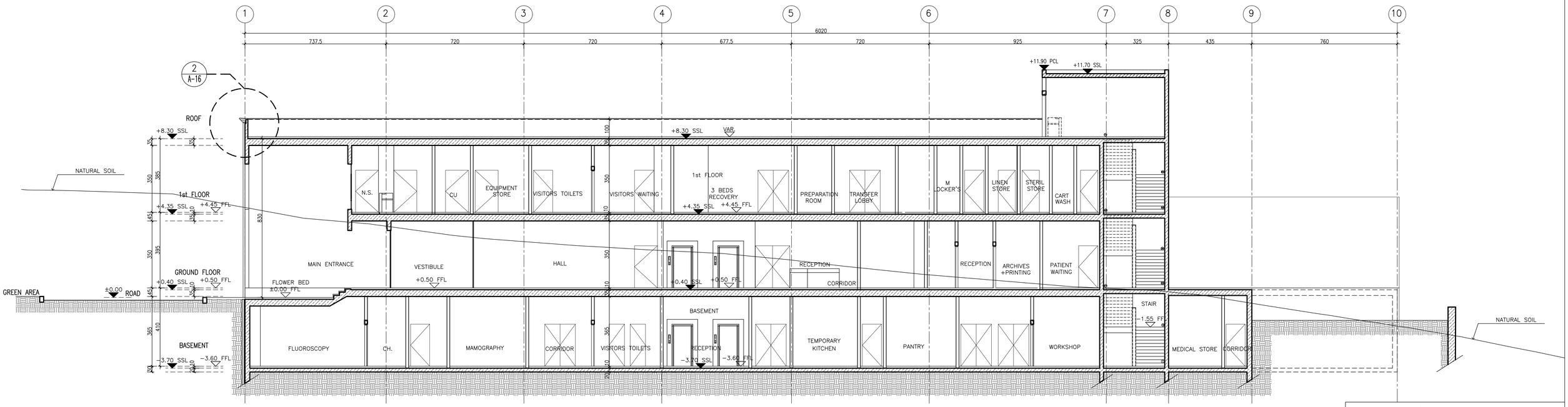

SECTION B–B
SC: 1/100

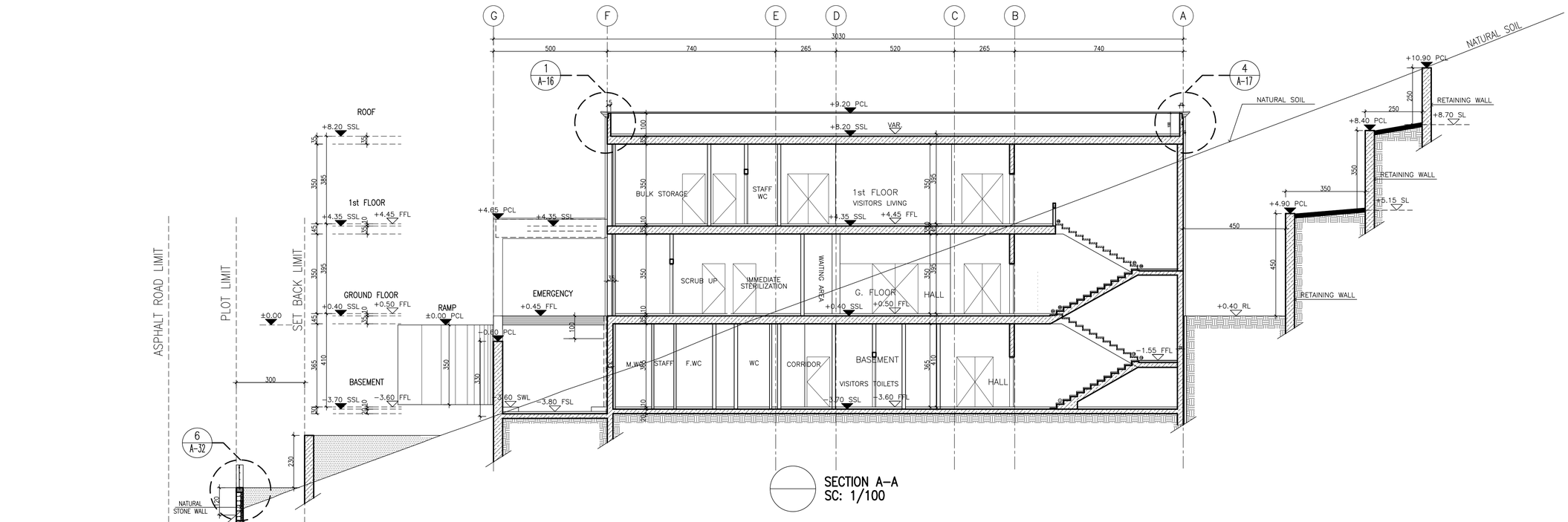

SECTION A–A
SC: 1/100

GENERAL NOTES

1. ALL DIMENSIONS ARE IN CENTIMETERS , LEVELS ARE IN METERS .
2. ALL MATERIAL AND EQUIPMENT SHALL TAKE THE PRIOR APPROVAL OF THE CLIENT BEFORE CONSTRUCTION
3. DO NOT SCALE DWGS. ONLY FIGURED DIMENSIONS MUST BE CONSIDERED
4. FOR SYMBOLS & ABBREVIATIONS REFER TO DWG A-01
5. ALL ARCHITECTURAL DWGS MUST BE READ IN CONJUNCTION WITH STRUCTURAL & ELECTRO-MECHANICAL DWGS
6. ALL DIMENSIONS MUST BE VERIFIED BY THE CONTRACTOR BEFORE PREPARATION OF SHOP DRAWINGS
7. THE CONTRACTOR SHALL SUBMIT THE SHOP DRAWING AS PER ACTUAL SITE MEASUREMENTS FOR APPROVAL, BEFORE COMMENCING THE WORK/FABRICATION ON SITE.
8. THE CONTRACTOR MUST INFORM THE ARCHITECTURE ENGINEER ABOUT ANY CONTRADICTION OF ANY KIND BEFORE BEGINNING OF CONSTRUCTION
9. FINISH FLOOR ELEVATIONS AND FINISH CEILING HEIGHTS ARE INDICATED ON THE FLOOR AND REFLECTED CEILING PLANS RESPECTIVELY
10. FINISHING TREATMENT OF FLOORS , WALLS AND CEILINGS AS PER SCHEDULE OF FINISHES
11. DATUM LEVEL +697.30 EQUAL TO ±0.00 BUILDING PROJECT LEVEL

KEY PLAN:

Rev.	Description	Drawn	Checked	Approved	Date

REPUBLIC OF LEBANON

COUNCIL FOR DEVELOPMENT AND RECONSTRUCTION

CONSULTANT:

ETEC

Established in 1965 - C.R. 16013
P.O.BOX 11-5078 BEIRUT-LEBANON
Tel: 961/1/364304/5 Fax: 1/367747
E-mail : etecsal@cyberia.net.lb
WEB SITE: WWW. etecsal.com

PROJECT:

AKKAR SAHLEH GOVERNMENTAL HOSPITAL
DETAILED FINAL DESIGN
PHASE 5

TITLE:

SECTIONS AA & BB

DRAWN BY:	Name R.F.	Date JULY 2026	Signature	FILE:	ASGH-A09
CHECKED BY:	F.T.	JULY 2026		SIZE:	A1
APPROVED BY:	E.A.J.	JULY 2026		SCALE	1/100
DRAWING NO.:	A09			REVISION	00