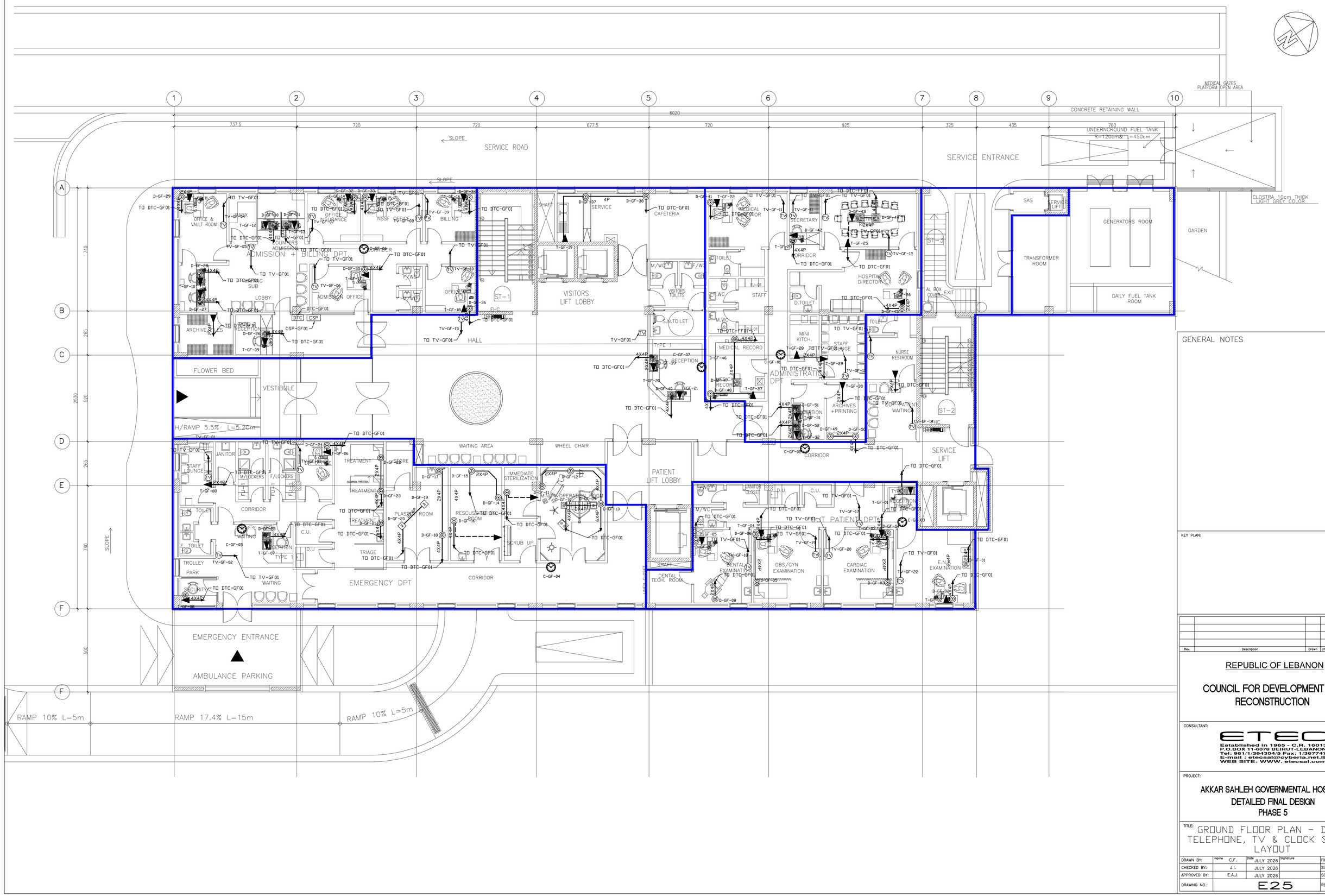

GENERAL NOTES

KEY PLAN:

Rev.	Description	Drawn	Checked	Approved	Date

REPUBLIC OF LEBANON

COUNCIL FOR DEVELOPMENT AND RECONSTRUCTION

CONSULTANT:

ETEC
Established in 1965 - C.R. 16013
P.O.BOX 11-5078 BEIRUT-LEBANON
Tel: 961/1/364304/5 Fax: 1/367747
E-mail : etecsal@cyberia.net.lb
WEB SITE: WWW. etecsal.com

PROJECT:

AKKAR SAHLEH GOVERNMENTAL HOSPITAL
DETAILED FINAL DESIGN
PHASE 5

TITLE: GROUND FLOOR PLAN - DATA, TELEPHONE, TV & CLOCK SYSTEM LAYOUT

DRAWN BY:	Name C.F.	Date JULY 2026	Signature	FILE:	ASGH-E25
CHECKED BY:	J.I.	JULY 2026		SIZE:	A1
APPROVED BY:	E.A.J.	JULY 2026		SCALE	1/100
DRAWING NO.:	E25			REVISION	00

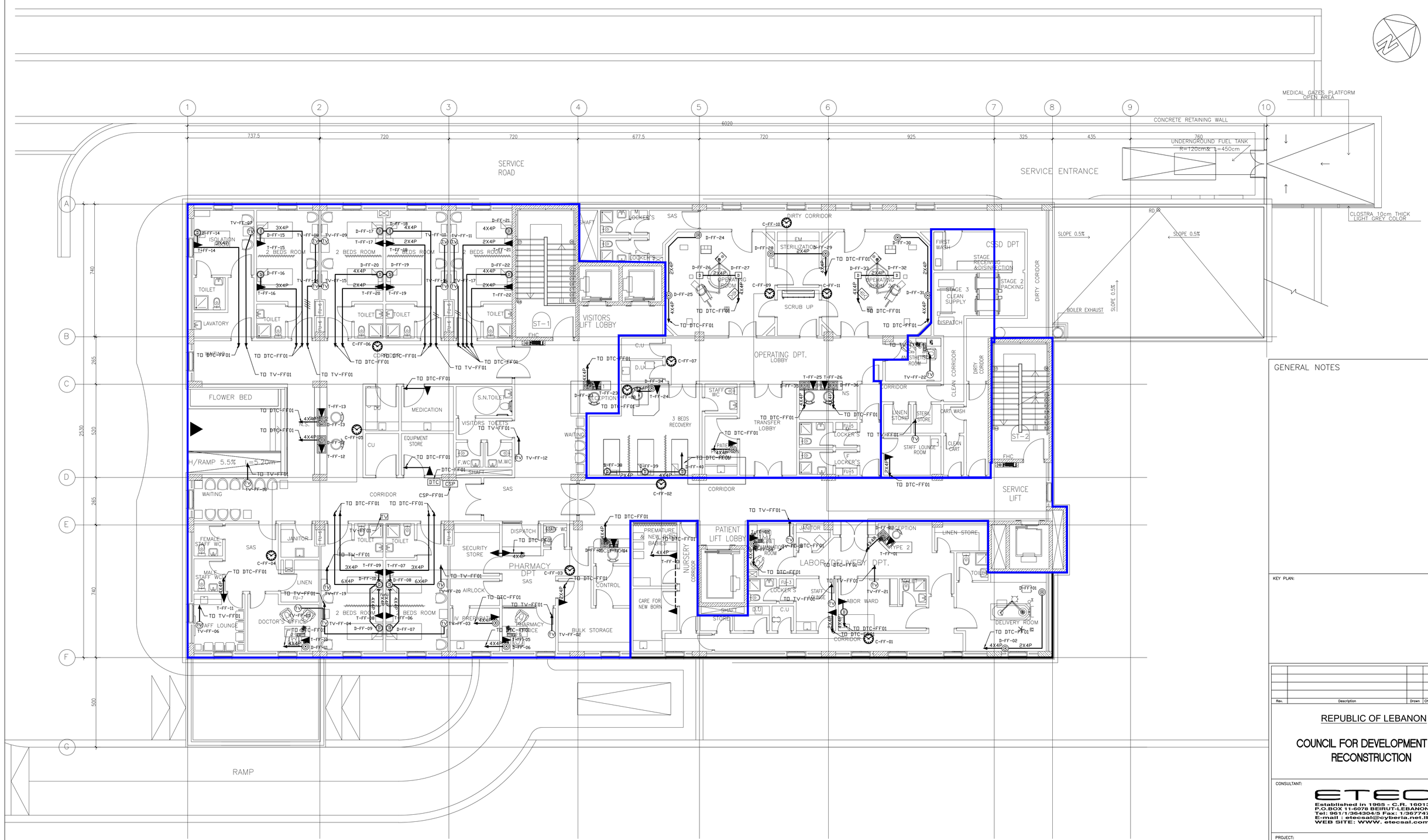

GENERAL NOTES

KEY PLAN:

Rev.	Description	Drawn	Checked	Approved	Date

REPUBLIC OF LEBANON

COUNCIL FOR DEVELOPMENT AND RECONSTRUCTION

CONSULTANT:

ETEC
Established in 1965 - C.R. 16013
P.O.BOX 11-6078 BEIRUT-LEBANON
Tel: 961/1/364304/5 Fax: 1/367747
E-mail : etecsal@cyberia.net.lb
WEB SITE: WWW. etecsal.com

PROJECT:

AKKAR SAHLEH GOVERNMENTAL HOSPITAL
DETAILED FINAL DESIGN
PHASE 5

TITLE: FIRST FLOOR PLAN - DATA, TELEPHONE, TV & CLOCK SYSTEM LAYOUT

DRAWN BY:	Name C.F.	Date JULY 2026	Signature	FILE:	ASGH-E26
CHECKED BY:	J.I.	JULY 2026		SIZE:	A1
APPROVED BY:	E.A.J.	JULY 2026		SCALE	1/100
DRAWING NO.:	E26			REVISION	00

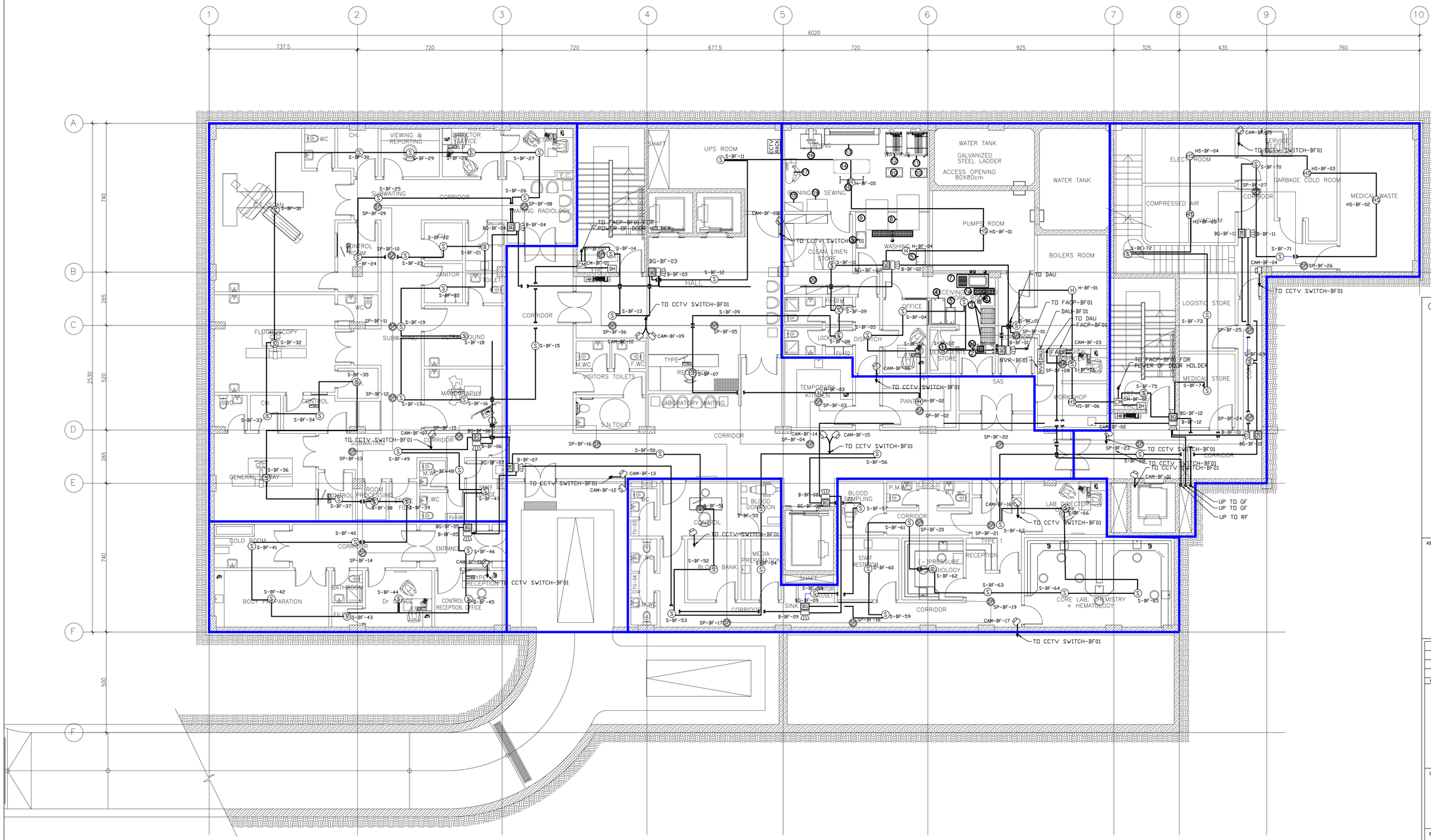

GENERAL NOTES

KEY PLAN:

Rev.	Description	Drawn	Checked	Approved	Date

REPUBLIC OF LEBANON

COUNCIL FOR DEVELOPMENT AND RECONSTRUCTION

CONSULTANT:

ETEC
Established in 1965 - C.R. 16013
P.O.BOX 11-5078 BEIRUT-LEBANON
Tel: 961/1/364304/5 Fax: 1/367747
E-mail : etecsal@cyberia.net.lb
WEB SITE: WWW. etecsal.com

PROJECT:

AKKAR SAHLEH GOVERNMENTAL HOSPITAL
DETAILED FINAL DESIGN
PHASE 5

TITLE:

BASEMENT FLOOR PLAN - FIRE ALARM, PAVE & CCTV SYSTEMS LAYOUT

DRAWN BY:	Name C.F.	Date JULY 2026	Signature	FILE:	ASGH-E27
CHECKED BY:	J.I.	JULY 2026		SIZE:	A1
APPROVED BY:	E.A.J.	JULY 2026		SCALE	1/100
DRAWING NO.:	E27			REVISION	00

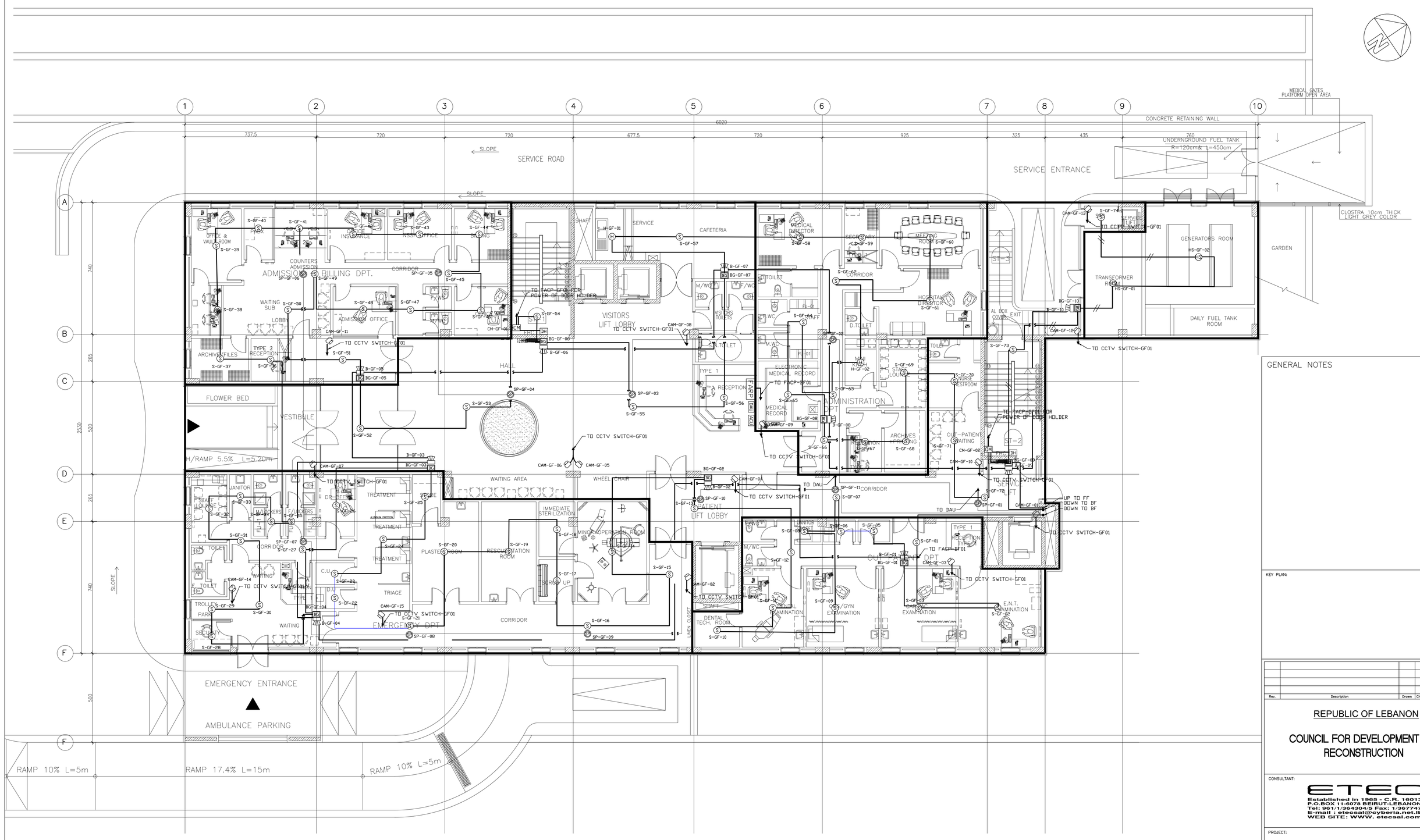

GENERAL NOTES

KEY PLAN:

Rev.	Description	Drawn	Checked	Approved	Date

REPUBLIC OF LEBANON

COUNCIL FOR DEVELOPMENT AND RECONSTRUCTION

CONSULTANT:

ETEC
Established in 1965 - C.R. 16013
P.O.BOX 11-6078 BEIRUT-LEBANON
Tel: 961/1/364304/5 Fax: 1/367747
E-mail : etecsal@cyberia.net.lb
WEB SITE: WWW. etecsal.com

PROJECT:

AKKAR SAHLEH GOVERNMENTAL HOSPITAL
DETAILED FINAL DESIGN
PHASE 5

TITLE: GROUND FLOOR PLAN - FIRE ALARM, PAVE & CCTV SYSTEMS LAYOUT

DRAWN BY:	Name C.F.	Date JULY 2026	Signature	FILE:	ASGH-E28
CHECKED BY:	J.I.	JULY 2026		SIZE:	A1
APPROVED BY:	E.A.J.	JULY 2026		SCALE	1/100
DRAWING NO.:	E28			REVISION	00

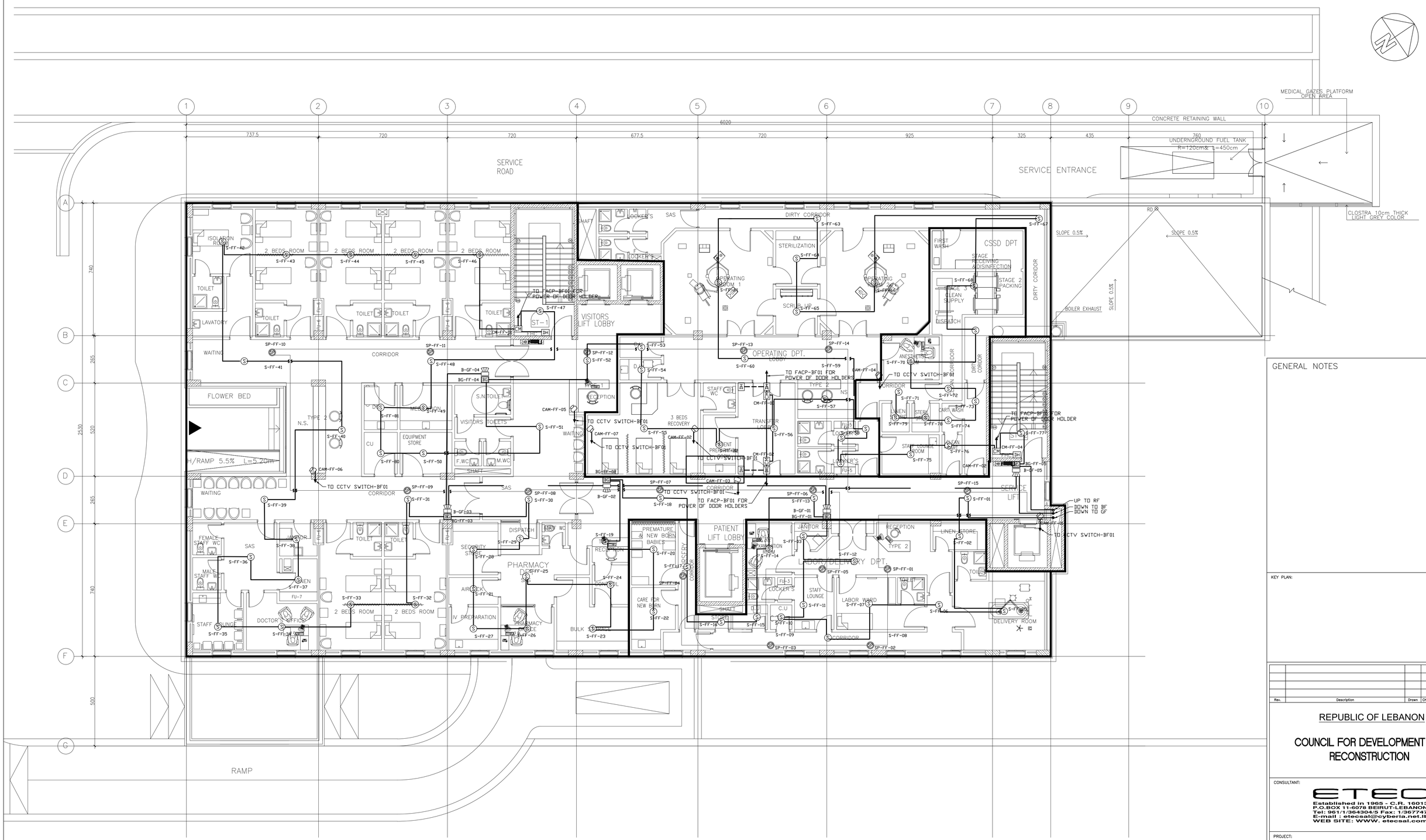
SERVICE ROAD
SERVICE ENTRANCE
MEDICAL GAZES PLATFORM OPEN AREA
CONCRETE RETAINING WALL
UNDERNGROUND FUEL TANK R=120cm& L=450cm
CLOSTRA 10cm THICK LIGHT GREY COLOR
SLOPE 0.5%
BOILER EXHAUST
RAMP
H/RAMP 5.5% L=5.20m
ISOLATION ROOM
2 BEDS ROOM
TOILET
LAVATORY
CORRIDOR
WAITING
FLOWER BED
TYPE 2
N.S.
EQUIPMENT STORE
CU
DU
MEDICATION
S.N.TOILET
VISITORS TOILETS
F.WC
M.WC
SHAFT
SAS
ST-1
VISITORS LIFT LOBBY
LOCKER'S
DIRTY CORRIDOR
EM STERILIZATION
OPERATING ROOM 1
OPERATING ROOM 2
SCRUB UP
OPERATING DPT.
LOBBY
ANESTHETIC
CSSD DPT
FIRST WASH
STAGE 1 RECEIVING & DISINFECTION
STAGE 2 PACKING
STAGE 3 CLEAN SUPPLY
DISPATCH
CLEAN CORRIDOR
RECEPTION
STAFF WC
3 BEDS RECOVERY
TRANSFER LOUNGE
STAFF LOUNGE ROOM
CART WASH
STERI
CLEAN UTILITY
SERVICE LIFT
TO FACP-BF01 FOR POWER OF DOOR HOLDERS
TO CCTV SWITCH-BF01
UP TO RF
DOWN TO BF
DOWN TO GF
FEMALE STAFF WC
MALE STAFF WC
JANITOR
LINEN
SECURITY STAFF
PHARMACY DESK
PHARMACY STORE
DOCTOR'S OFFICE
STAFF LOUNGE
2 BEDS ROOM
IV PREPARATION
AIR LOCK
BULK STORE
PREMATURE & NEW BORN BABIES
CARE FOR NEW BORN
RECEPTION
PATIENT LIFT LOBBY
JANITOR
LABOR DELIVERY DPT.
LABOR WARD
DELIVERY ROOM
LINEN STORE
TOILET
STAFF LOUNGE
CORRIDOR
STORE
DU
CU
FU-3
FU-5
FU-7
LOCKER'S
SAS
SHAFT
DISPATCH
RECEPTION
CONTROL
AIR LOCK
IV PREPARATION
PHARMACY STORE
BULK STORE
CORRIDOR
PATIENT LIFT LOBBY
LABOR DELIVERY DPT.
DELIVERY ROOM
LINEN STORE
SERVICE LIFT
TOILET
STAFF LOUNGE
LABOR WARD
JANITOR
RECEPTION
TYPE 2
CORRIDOR
DISPATCH
SECURITY STAFF
PHARMACY DESK
PHARMACY STORE
DOCTOR'S OFFICE
STAFF LOUNGE
2 BEDS ROOM
IV PREPARATION
AIR LOCK
BULK STORE
PREMATURE & NEW BORN BABIES
CARE FOR NEW BORN
RECEPTION
PATIENT LIFT LOBBY

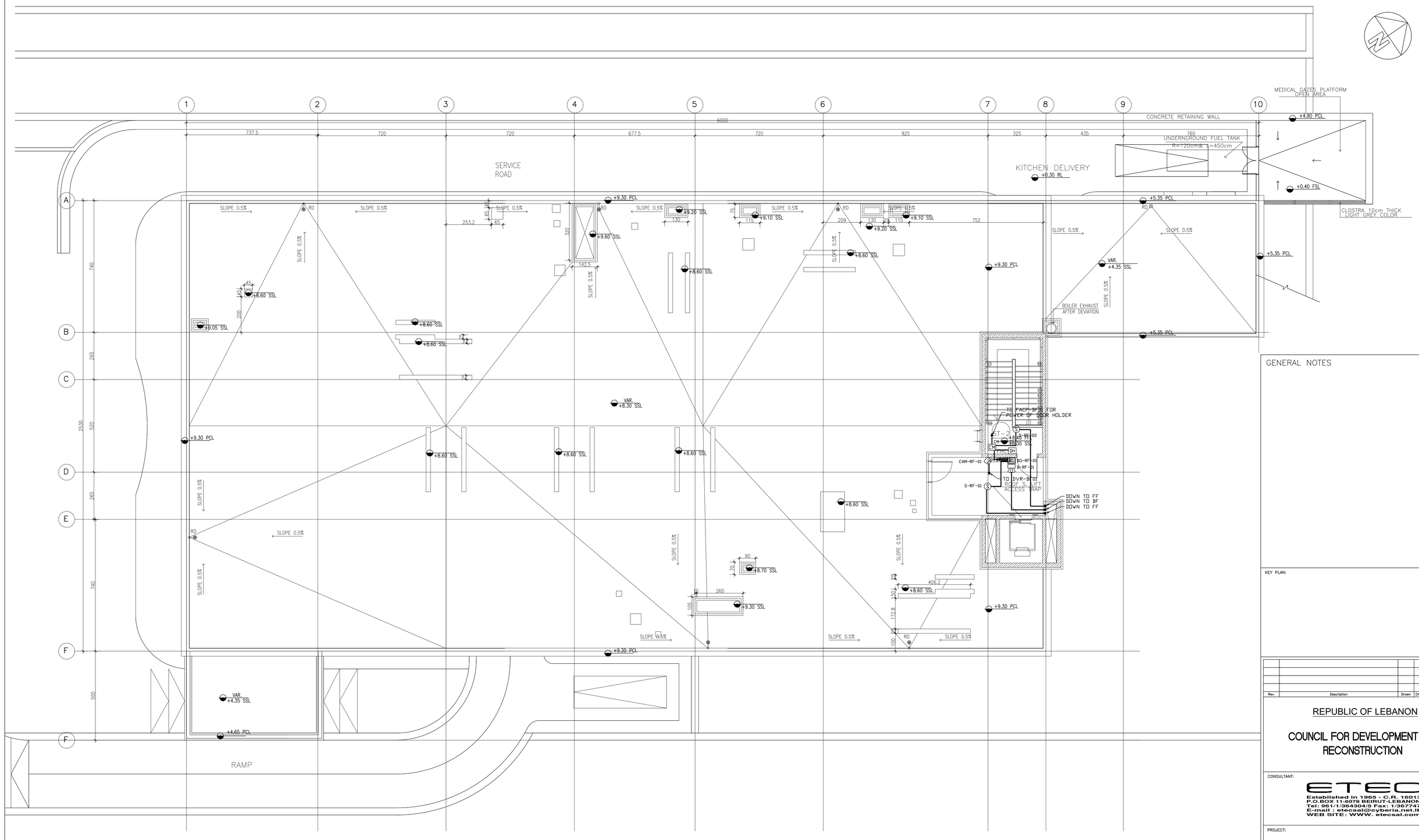

GENERAL NOTES

KEY PLAN:

Rev.	Description	Drawn	Checked	Approved	Date

REPUBLIC OF LEBANON

COUNCIL FOR DEVELOPMENT AND RECONSTRUCTION

CONSULTANT:

ETEC
Established in 1965 - C.R. 16013
P.O.BOX 11-6078 BEIRUT-LEBANON
Tel: 961/1/364304/5 Fax: 1/367747
E-mail : etecsal@cyberia.net.lb
WEB SITE: WWW. etecsal.com

PROJECT:

AKKAR SAHLEH GOVERNMENTAL HOSPITAL
DETAILED FINAL DESIGN
PHASE 5

TITLE:

ROOF FLOOR PLAN - LOW CURRENT SYSTEMS LAYOUT

DRAWN BY:	Name C.F.	Date JULY 2026	Signature	FILE:	ASGH-E30
CHECKED BY:	J.I.	JULY 2026		SIZE:	A1
APPROVED BY:	E.A.J.	JULY 2026		SCALE	1/100
DRAWING NO.:	E30			REVISION	00

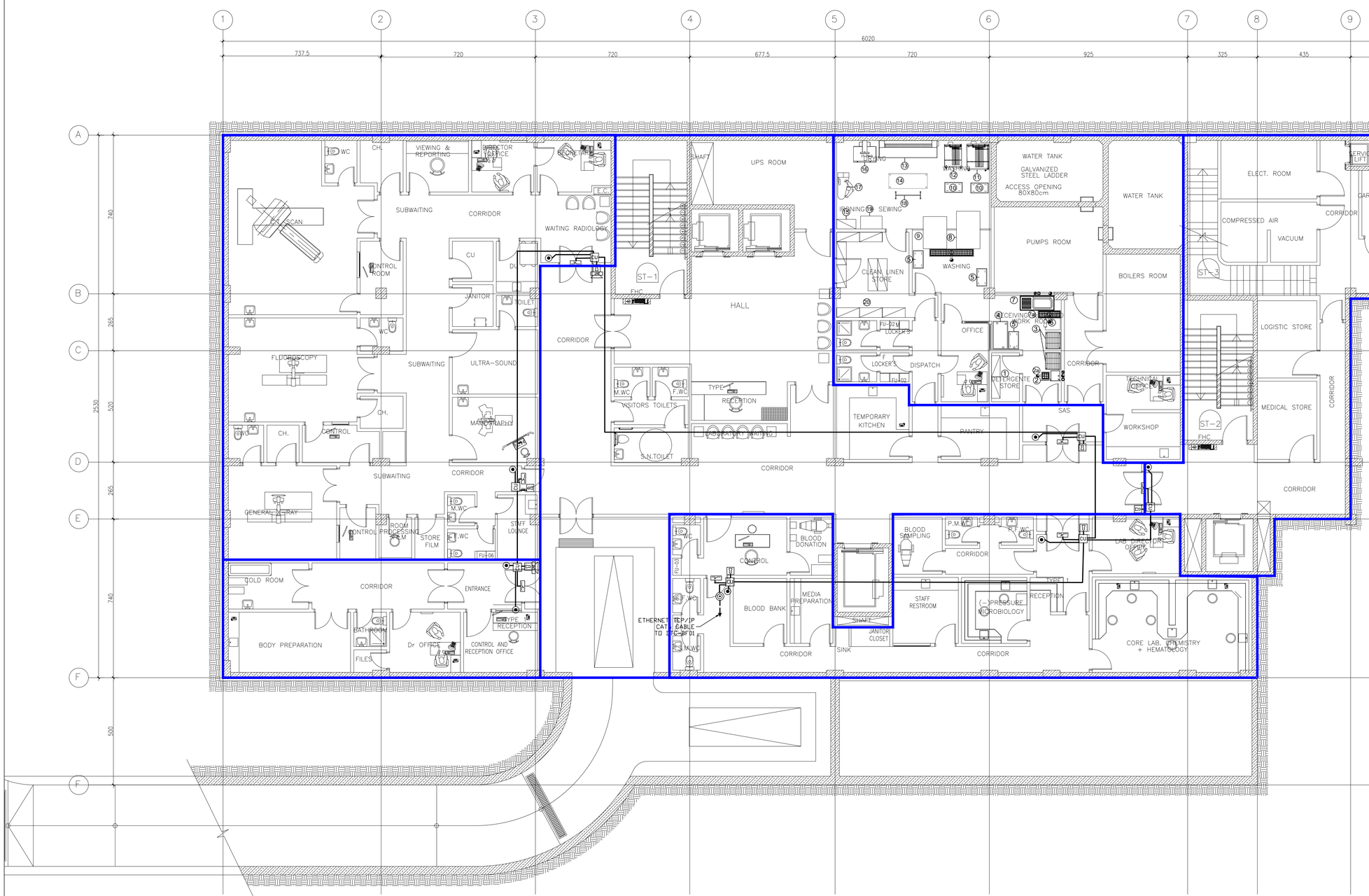

GENERAL NOTES

KEY PLAN:

Rev.	Description	Drawn	Checked	Approved	Date

REPUBLIC OF LEBANON

COUNCIL FOR DEVELOPMENT AND RECONSTRUCTION

CONSULTANT:

ETEC
Established in 1965 - C.R. 16013
P.O.BOX 11-6078 BEIRUT-LEBANON
Tel: 961/1/364304/5 Fax: 1/367747
E-mail : etecsal@cyberia.net.lb
WEB SITE: WWW. etecsal.com

PROJECT:

AKKAR SAHLEH GOVERNMENTAL HOSPITAL
DETAILED FINAL DESIGN
PHASE 5

TITLE:

BASEMENT FLOOR PLAN - NURSE CALL & ACCESS CONTROL SYSTEMS LAYOUT

	Name	Date	Signature		
DRAWN BY:	C.F.	JULY 2026		FILE:	ASGH-E31
CHECKED BY:	J.I.	JULY 2026		SIZE:	A1
APPROVED BY:	E.A.J.	JULY 2026		SCALE	1/100
DRAWING NO.:	E31			REVISION	00

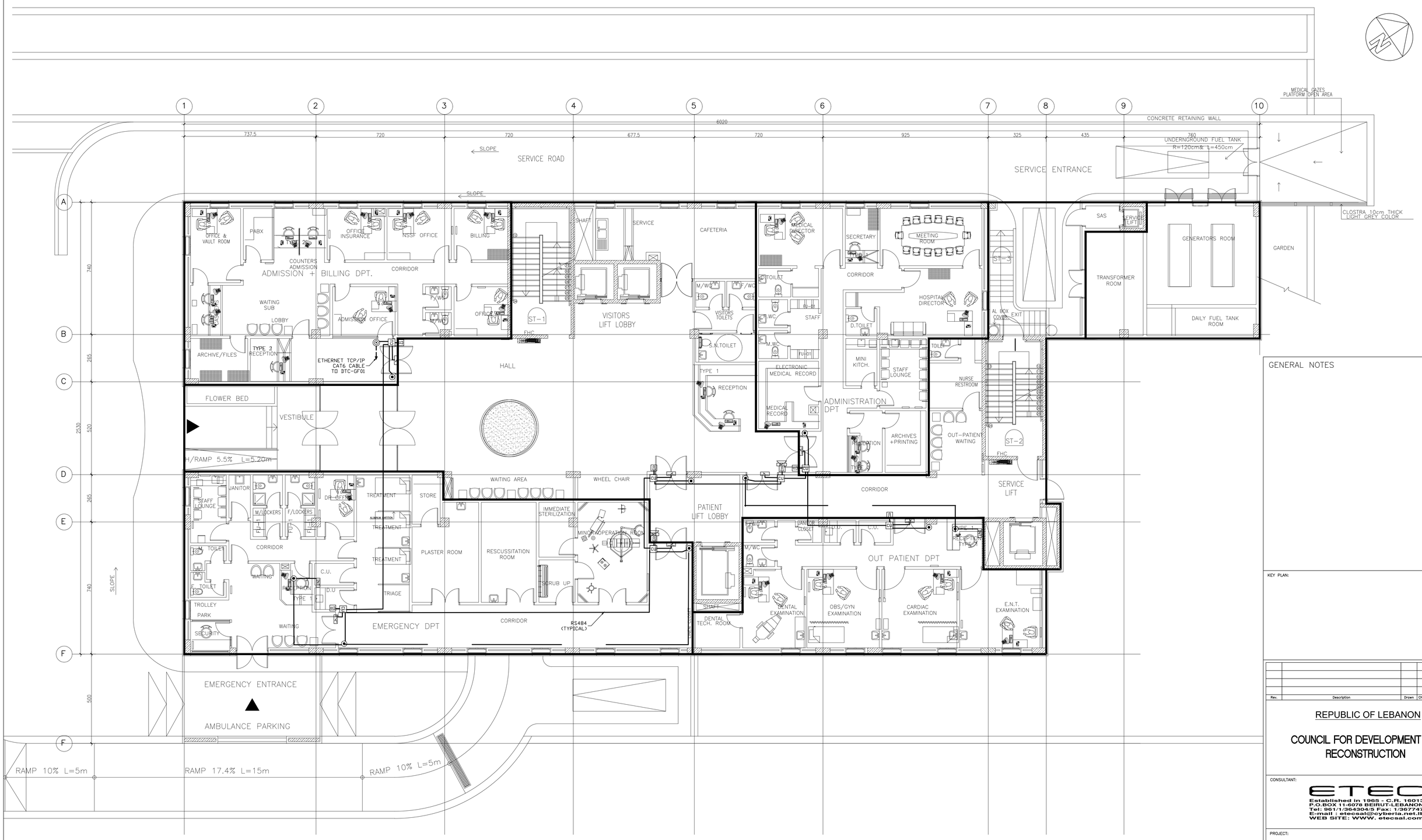

GENERAL NOTES

KEY PLAN:

Rev.	Description	Drawn	Checked	Approved	Date

REPUBLIC OF LEBANON

COUNCIL FOR DEVELOPMENT AND RECONSTRUCTION

CONSULTANT:

ETEC
Established in 1965 - C.R. 16013
P.O.BOX 11-6078 BEIRUT-LEBANON
Tel: 961/1/364304/5 Fax: 1/367747
E-mail : etecsal@cyberia.net.lb
WEB SITE: WWW. etecsal.com

PROJECT:

AKKAR SAHLEH GOVERNMENTAL HOSPITAL
DETAILED FINAL DESIGN
PHASE 5

TITLE:

GROUND FLOOR PLAN - NURSE CALL & ACCESS CONTROL SYSTEMS LAYOUT

DRAWN BY:	Name C.F.	Date JULY 2026	Signature	FILE:	ASGH-E32
CHECKED BY:	J.I.	JULY 2026		SIZE:	A1
APPROVED BY:	E.A.J.	JULY 2026		SCALE	1/100
DRAWING NO.:	E32			REVISION	00

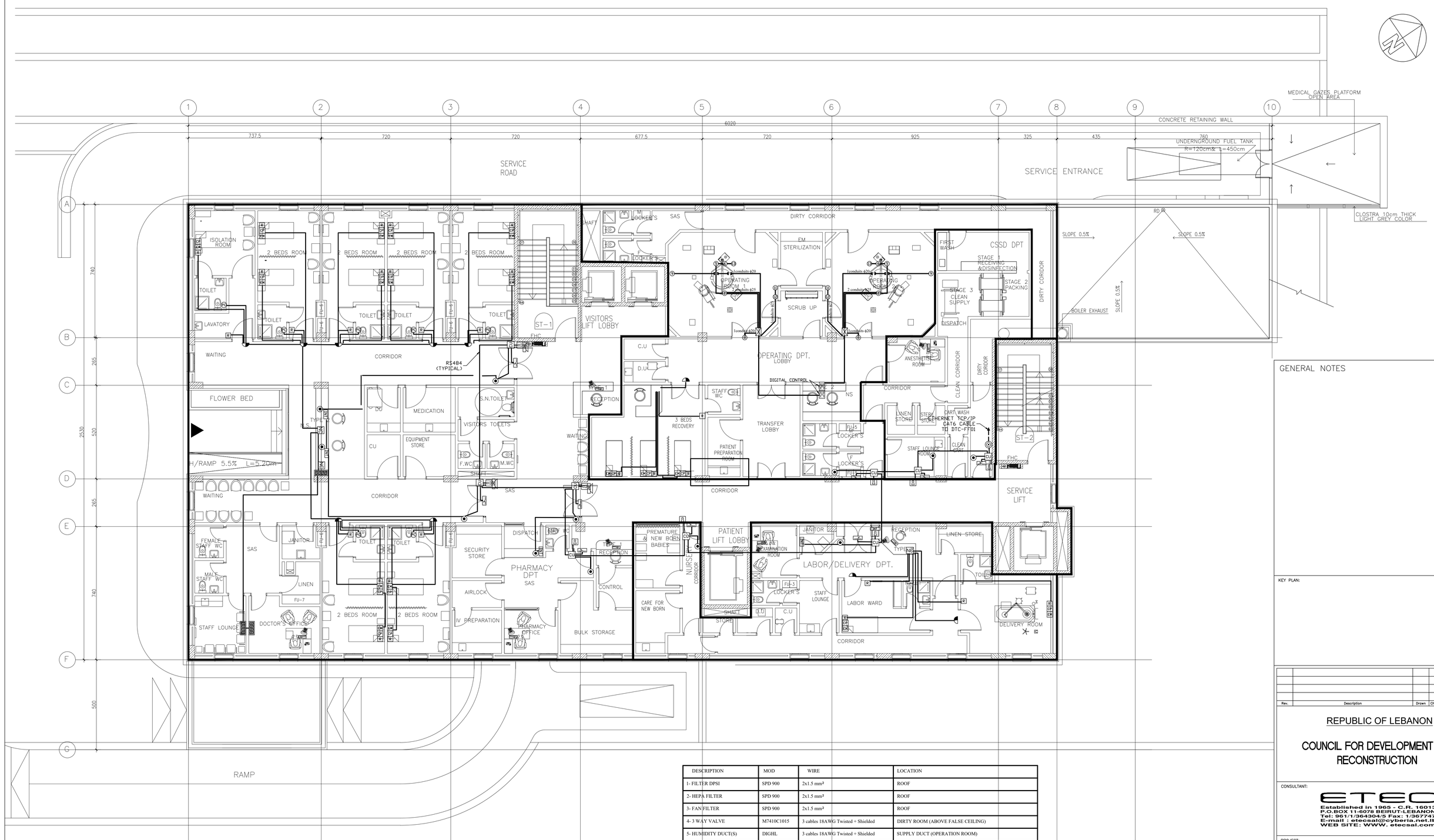

DESCRIPTION	MOD	WIRE	LOCATION
1- FILTER DPSI	SPD 900	2x1.5 mm²	ROOF
2- HEPA FILTER	SPD 900	2x1.5 mm²	ROOF
3- FAN FILTER	SPD 900	2x1.5 mm²	ROOF
4- 3 WAY VALVE	M7410C1015	3 cables 18AWG Twisted + Shielded	DIRTY ROOM (ABOVE FALSE CEILING)
5- HUMIDITY DUCT(S)	DIGHL	3 cables 18AWG Twisted + Shielded	SUPPLY DUCT (OPERATION ROOM)
6- TEMPERATURE DUCTS	TE-205	3 cables 18AWG Twisted + Shielded	SUPPLY DUCT (OPERATION ROOM)
7- TEMPERATURE DUCT(E)	TE-205	3 cables 18AWG Twisted + Shielded	EXHAUST DUCT (OPERATION ROOM)
8- DPT (PRESSURE SENSOR)	694	3 cables 18AWG Twisted + Shielded	ABOVE DOOR BETWEEN OPERATION ROOM AND CORIDOR
9- SURGEON PANEL		2 cables 2x1.5 mm²	OPERATION ROOM
10- MCC		6 cables 2x1.5 mm²	OPERATION ROOM
11- TEMPERATURE ROOM	I-STAT	TWISTED + SHIELDED	TEMPERATURE ROOM
12- HUMIDITY ROOM	E+E	TWISTED + SHIELDED	HUMIDITY ROOM
13- DUCT SMOKE DETECTOR		2 cables 2x1.5 mm²	DUCT SMOKE DETECTOR

GENERAL NOTES

KEY PLAN:

Rev.	Description	Drawn	Checked	Approved	Date

REPUBLIC OF LEBANON

COUNCIL FOR DEVELOPMENT AND RECONSTRUCTION

CONSULTANT:

ETEC
Established in 1965 - C.R. 16013
P.O.BOX 11-5078 BEIRUT-LEBANON
Tel: 961/1/364304/5 Fax: 1/367747
E-mail : etecsal@cyberia.net.lb
WEB SITE: WWW. etecsal.com

PROJECT:

AKKAR SAHLEH GOVERNMENTAL HOSPITAL
DETAILED FINAL DESIGN
PHASE 5

TITLE:

FIRST FLOOR PLAN - NURSE CALL, ACCESS CONTROL & BMS FOR OPERATING ROOMS SYSTEMS LAYOUT

DRAWN BY:	Name C.F.	Date JULY 2026	Signature	FILE:	ASGH-E33
CHECKED BY:	J.I.	JULY 2026		SIZE:	A1
APPROVED BY:	E.A.J.	JULY 2026		SCALE	1/100
DRAWING NO.:	E33			REVISION	00

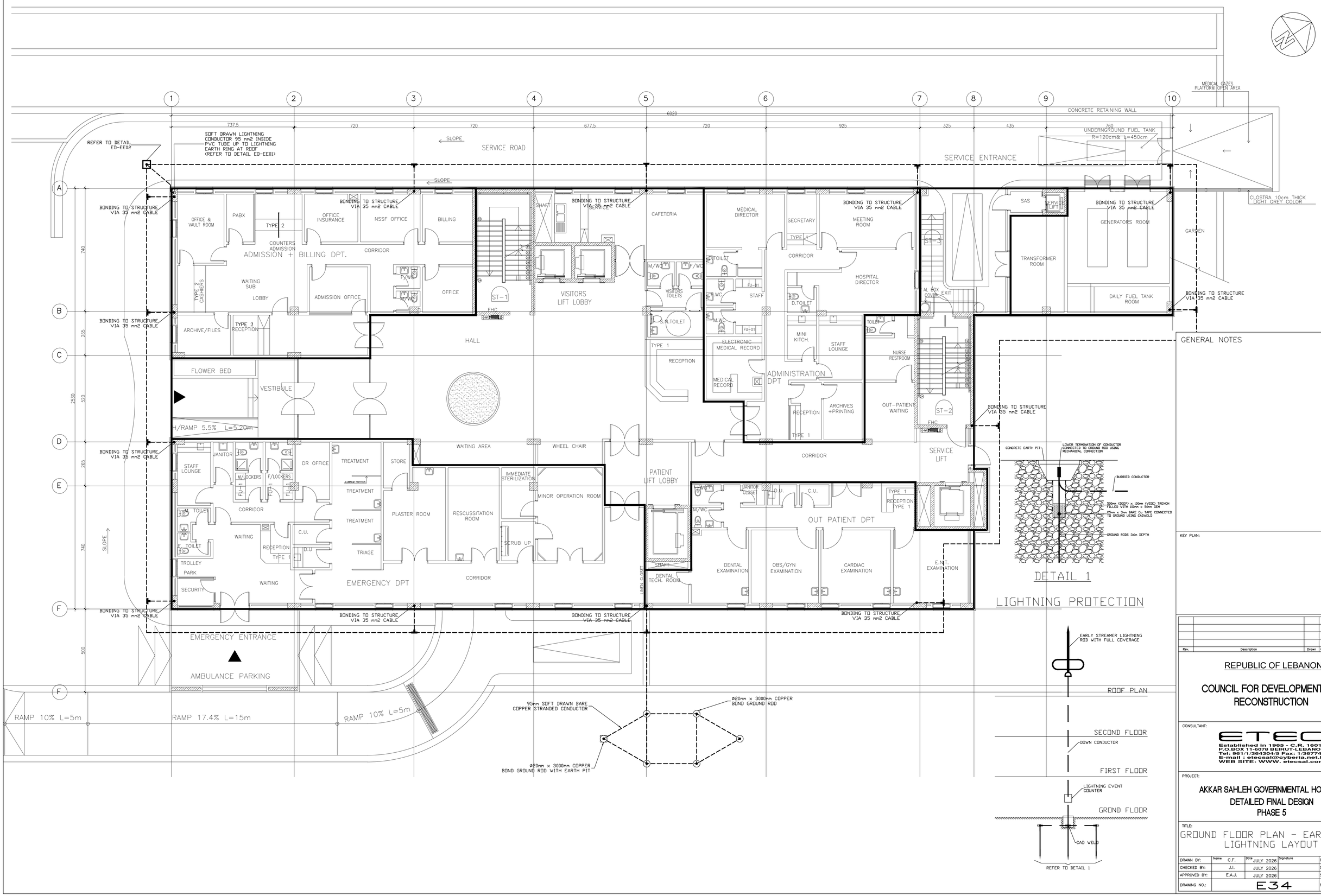

DETAIL 1

LIGHTNING PROTECTION

GENERAL NOTES

KEY PLAN:

Rev.	Description	Drawn	Checked	Approved	Date

REPUBLIC OF LEBANON

COUNCIL FOR DEVELOPMENT AND RECONSTRUCTION

CONSULTANT:

ETEC
Established in 1965 - C.R. 16013
P.O.BOX 11-6078 BEIRUT-LEBANON
Tel: 961/1/364304/5 Fax: 1/367747
E-mail : etecsal@cyberia.net.lb
WEB SITE: WWW. etecsal.com

PROJECT:

AKKAR SAHLEH GOVERNMENTAL HOSPITAL
DETAILED FINAL DESIGN
PHASE 5

TITLE:

GROUND FLOOR PLAN - EARTHING & LIGHTNING LAYOUT

DRAWN BY:	Name C.F.	Date JULY 2026	Signature	FILE:	ASGH-E34
CHECKED BY:	J.I.	JULY 2026		SIZE:	A1
APPROVED BY:	E.A.J.	JULY 2026		SCALE	1/100
DRAWING NO.:	E34			REVISION	00

FEEDER DATA SCHEDULES

FEEDER			PROTECTION DATA			FEEDER DATA				LOAD				REMARKS
DESIGNATION	REF. No	VOLTS	TYPE	FRAME SIZE Amp.	TRIP RATING Amp.	TYPE	SIZE mm2			KW	KVA			
MDB1	F-MDB1	400	ACB	1250	1250	PVC/XLPE/CU +PVC/CU (E)	4C (4x240) mm^2 +2C,240m^2 (E)				732			CONNECTED LOAD 732KVA 80% OF TOTAL LOAD 586KVA
UPS	F-UPS	400	MCCB	1000	1000	PVC/XLPE/CU +PVC/CU (E)	3C (4x240) mm^2 +3C,120m^2 (E)				302			CONNECTED LOAD 302KVA 80% OF CONNECTED LOAD 242KVA
SMDB-BF-01	F-SMDB-BF-01	400	MCCB	630	630	PVC/XLPE/CU +PVC/CU (E)	2C (4x185) mm^2 +2C,95m^2 (E)				277.15			
SDB-BF-01	F-SDB-BF-01	400	MCCB	63	63	PVC/XLPE/CU +PVC/CU (E)	4x25 mm^2 +1C,16m^2 (E)				19.74			
SDB-BF-02	F-SDB-BF-02	400	MCCB	125	125	PVC/XLPE/CU +PVC/CU (E)	4x70 mm^2 +1C,35m^2 (E)				50.47			
SDB-BF-03	F-SDB-BF-03	400	MCCB	63	32	PVC/XLPE/CU +PVC/CU (E)	4x6 mm^2 +1C,6m^2(E)				5.77			
SDB-BF-04	F-SDB-BF-04	400	MCCB	63	32	PVC/XLPE/CU +PVC/CU (E)	4x6 mm^2 +1C,6m^2(E)				6.86			
SDB-BF-05	F-SDB-BF-05	400	MCCB	160	160	PVC/XLPE/CU +PVC/CU (E)	4x95 mm^2 +1C,50m^2 (E)				79.42			
SDB-BF-06	F-SDB-BF-06	400	MCCB	100	80	PVC/XLPE/CU +PVC/CU (E)	4x35 mm^2 +1C,16m^2 (E)				37.39			
SDB-MEC-01	F-SDB-MEC-01	400	MCCB	160	125	PVC/XLPE/CU +PVC/CU (E)	4x70 mm^2 +1C,35m^2 (E)			49.35	61.6			
SDB-AC-01	F-SDB-AC-01	400	MCCB	63	50	PVC/XLPE/CU +PVC/CU (E)	4X16m^2 +1C,16m^2(E)			15.48	19.4			
SMDB-GF-01	F-SMDB-GF-01	400	MCCB	400	300	PVC/XLPE/CU +PVC/CU (E)	4x185 mm^2 +1C,95m^2(E)				146.62			
SDB-GF-01	F-SDB-GF-01	400	MCCB	63	32	PVC/XLPE/CU +PVC/CU (E)	4x6 mm^2 +1C,6m^2(E)				9.43			
SDB-GF-02	F-SDB-GF-02	400	MCCB	63	32	PVC/XLPE/CU +PVC/CU (E)	4x6 mm^2 +1C,6m^2(E)				9.95			
SDB-GF-03	F-SDB-GF-03	400	MCCB	63	32	PVC/XLPE/CU +PVC/CU (E)	4x6 mm^2 +1C,6m^2(E)				9.01			
SDB-GF-04	F-SDB-GF-04	400	MCCB	63	40	PVC/XLPE/CU +PVC/CU (E)	4x10 mm^2 +1C,10m^2(E)				11.06			
SDB-GF-05	F-SDB-GF-05	400	MCCB	160	160	PVC/XLPE/CU +PVC/CU (E)	4x95 mm^2 +1C,50m^2 (E)				67.27			
SDB-AC-02	F-SDB-AC-02	400	MCCB	63	50	PVC/XLPE/CU +PVC/CU (E)	4x16 mm^2 +1C,16m^2(E)			15.84	20.1			
SDB-EXT	F-SDB-EXT	400	MCCB	63	50	PVC/XLPE/CU +PVC/CU (E)	4x16 mm^2 +1C,16m^2(E)			8.72	10.25			
SDB-GUARD-01	F-SDB-GUARD-01	400	MCCB	32	32	PVC/XLPE/CU +PVC/CU (E)	4x10 mm^2 +1C,10m^2(E)				10.89			
MDB2	F-MDB2	400	ACB	1250	1250	PVC/XLPE/CU +PVC/CU (E)	4C (4x240) mm^2 +2C,185m^2 (E)				670			CONNECTED LOAD 670KVA 80% OF TOTAL LOAD 536KVA
CHILLER-1	F-CHILLER-1	400	MCCB	400	400	PVC/XLPE/CU +PVC/CU (E)	4x240 mm^2 +1C,120m^2 (E)				200			
CHILLER-2	F-CHILLER-2	400	MCCB	400	400	PVC/XLPE/CU +PVC/CU (E)	4x240 mm^2 +1C,120m^2 (E)				200			
CHILLER-3	F-CHILLER-3	400	MCCB	400	400	PVC/XLPE/CU +PVC/CU (E)	4x240 mm^2 +1C,120m^2 (E)				200			
CHILLER-PUMPS	F-CHILLER-PUMPS	400	MCCB	63	63	PVC/XLPE/CU +PVC/CU (E)	4x25 mm^2 +1C,16m^2 (E)				24			
LIFT-1	F-LIFT-1	400	MCCB	63	40	PVC/XLPE/CU +PVC/CU (E)	4x16 mm^2 +1C,16m^2(E)				12			
LIFT-2	F-LIFT-2	400	MCCB	63	40	PVC/XLPE/CU +PVC/CU (E)	4x16 mm^2 +1C,16m^2(E)				12			
LIFT-3	F-LIFT-3	400	MCCB	63	40	PVC/XLPE/CU +PVC/CU (E)	4x16 mm^2 +1C,16m^2(E)				15			
LIFT-4	F-LIFT-4	400	MCCB	63	40	PVC/XLPE/CU +PVC/CU (E)	4x16 mm^2 +1C,16m^2(E)				15			
LIFT-5	F-LIFT-4	400	MCCB	63	40	PVC/XLPE/CU +PVC/CU (E)	4x16 mm^2 +1C,16m^2(E)				12			
SMDB-FF-01	F-SMDB-FF-01	400	MCCB	400	400	PVC/XLPE/CU +PVC/CU (E)	4x240 mm^2 +1C,120m^2 (E)				190			
SDB-FF-01	F-SDB-FF-01	400	MCCB	63	63	PVC/XLPE/CU +PVC/CU (E)	4x50 mm^2 +1C,25m^2 (E)				31.14			
SDB-FF-02	F-SDB-FF-02	400	MCCB	125	125	PVC/XLPE/CU +PVC/CU (E)	4x70 mm^2 +1C,35m^2 (E)				63.44			
SDB-FF-03	F-SDB-FF-03	400	MCCB	80	80	PVC/XLPE/CU +PVC/CU (E)	4x35 mm^2 +1C,16m^2(E)				36.38			
SDB-FF-04	F-SDB-FF-04	400	MCCB	63	32	PVC/XLPE/CU +PVC/CU (E)	4x6 mm^2 +1C,6m^2(E)				2.66			
SDB-FF-05	F-SDB-FF-05	400	MCCB	63	32	PVC/XLPE/CU +PVC/CU (E)	4x6 mm^2 +1C,6m^2(E)				4.76			
SDB-RF-01	F-SDB-RF-01	400	MCCB	63	40	PVC/XLPE/CU +PVC/CU (E)	4x10 mm^2 +1C,10m^2(E)				12.74			
SDB-AC-03	F-SDB-AC-03	400	MCCB	63	50	PVC/XLPE/CU +PVC/CU (E)	4x16 mm^2 +1C,16m^2(E)			14.28	17.85			
SDB-AC-04	F-SDB-AC-04	400	MCCB	100	100	PVC/XLPE/CU +PVC/CU (E)	4x50 mm^2 +1C,25m^2 (E)			43.26	54.1			
ATS-F	F-ATS-F	400	MCCB	100	100	PVC/XLPE/CU +PVC/CU (E)	FIRE RATED 4X50m^2 +1C,25m^2(E)				18.75			
FIRE PUMPS	F-FIRE PUMPS	400	MCCB	100	100	PVC/XLPE/CU +PVC/CU (E)	FIRE RATED 4X50m^2 +1C,25m^2(E)				18.75			

FEEDER DATA SCHEDULES

FEEDER			PROTECTION DATA			FEEDER DATA				CONNECTED LOAD				REMARKS
DESIGNATION	REF. No	VOLTS	TYPE	FRAME SIZE Amp.	TRIP RATING Amp.	TYPE	SIZE mm2			KW	KVA			
UDB-BF-01	F-UDB-BF-01	400	MCCB	400	500	PVC/XLPE/CU +PVC/CU (E)	2C(4C,240)mm^2 +1C,240m^2(E)				196.63			
UDB-BF-02	F-UDB-BF-02	400	MCCB	63	32	PVC/XLPE/CU +PVC/CU (E)	4x6 mm^2 +1C,6m^2(E)				2.3			
UDB-BF-03	F-UDB-BF-03	400	MCCB	63	32	PVC/XLPE/CU +PVC/CU (E)	4x6 mm^2 +1C,6m^2(E)				7.06			
UDB-BF-04	F-UDB-BF-04	230	MCCB	63	32	PVC/XLPE/CU +PVC/CU (E)	3C,6m^2				0.39			
UDB-BF-05	F-UDB-BF-05	400	MCCB	63	32	PVC/XLPE/CU +PVC/CU (E)	4x6 mm^2 +1C,6m^2(E)				1.3			
UDB-GF-01	F-UDB-GF-01	400	MCCB	63	32	PVC/XLPE/CU +PVC/CU (E)	4x6 mm^2 +1C,6m^2(E)				4.82			
UDB-GF-02	F-UDB-GF-02	400	MCCB	63	32	PVC/XLPE/CU +PVC/CU (E)	4x6 mm^2 +1C,6m^2(E)				1.6			
UDB-GF-03	F-UDB-GF-03	400	MCCB	63	32	PVC/XLPE/CU +PVC/CU (E)	4x6 mm^2 +1C,6m^2(E)				2.88			
UDB-GF-04	F-UDB-GF-04	230	MCCB	63	32	PVC/XLPE/CU +PVC/CU (E)	3C,6m^2				3.84			
UDB-GF-05	F-UDB-GF-05	400	MCCB	63	32	PVC/XLPE/CU +PVC/CU (E)	4x6 mm^2 +1C,6m^2(E)				7.2			
UDB-FF-01	F-UDB-FF-01	400	MCCB	63	32	PVC/XLPE/CU +PVC/CU (E)	4x6 mm^2 +1C,6m^2(E)				2.38			
UDB-FF-02	F-UDB-FF-02	400	MCCB	63	32	PVC/XLPE/CU +PVC/CU (E)	4x6 mm^2 +1C,6m^2(E)				2.02			
UDB-FF-03	F-UDB-FF-03	400	MCCB	63	32	PVC/XLPE/CU +PVC/CU (E)	4x6 mm^2 +1C,6m^2(E)				2.88			
UDB-FF-04	F-UDB-FF-04	230	MCCB	63	32	PVC/XLPE/CU +PVC/CU (E)	3C,6m^2				0.39			
UDB-FF-05	F-UDB-FF-05	230	MCCB	63	32	PVC/XLPE/CU +PVC/CU (E)	3C,6m^2				0.39			
UDB-MDR	F-UDB-MDR	400	MCCB	63	32	PVC/XLPE/CU +PVC/CU (E)	4x6 mm^2 +1C,6m^2(E)			14.16	17.7			
UDB-DR1	F-UDB-DR1	400	MCCB	63	50	PVC/XLPE/CU +PVC/CU (E)	4x16 mm^2 +1C,16m^2(E)			20.76	25.95			
UDB-DR2	F-UDB-DR2	400	MCCB	63	50	PVC/XLPE/CU +PVC/CU (E)	4x16 mm^2 +1C,16m^2(E)			20.76	25.95			
CELS-01	F-CELS-01	230	MCCB	63	20	PVC/XLPE/CU +PVC/CU (E)	3C,4m^2				1			

GENERAL NOTES

KEY PLAN:

Rev.	Description	Drawn	Checked	Approved	Date

REPUBLIC OF LEBANON

COUNCIL FOR DEVELOPMENT AND RECONSTRUCTION

CONSULTANT:

ETEC
Established in 1965 - C.R. 16013
P.O.BOX 11-6078 BEIRUT-LEBANON
Tel: 961/1/364304/5 Fax: 1/367747
E-mail : etecsal@cyberia.net.lb
WEB SITE: WWW. etecsal.com

PROJECT:

AKKAR SAHLEH GOVERNMENTAL HOSPITAL
DETAILED FINAL DESIGN
PHASE 5

TITLE:

FEEDER DATA SCHEDULES

	Nome	Date	Signature		
DRAWN BY:	C.F.	JULY 2026		FILE:	ASGH-E35
CHECKED BY:	J.J.	JULY 2026		SIZE:	A1
APPROVED BY:	E.A.J.	JULY 2026		SCALE	N.T.S.
DRAWING NO.:	E35			REVISION	00

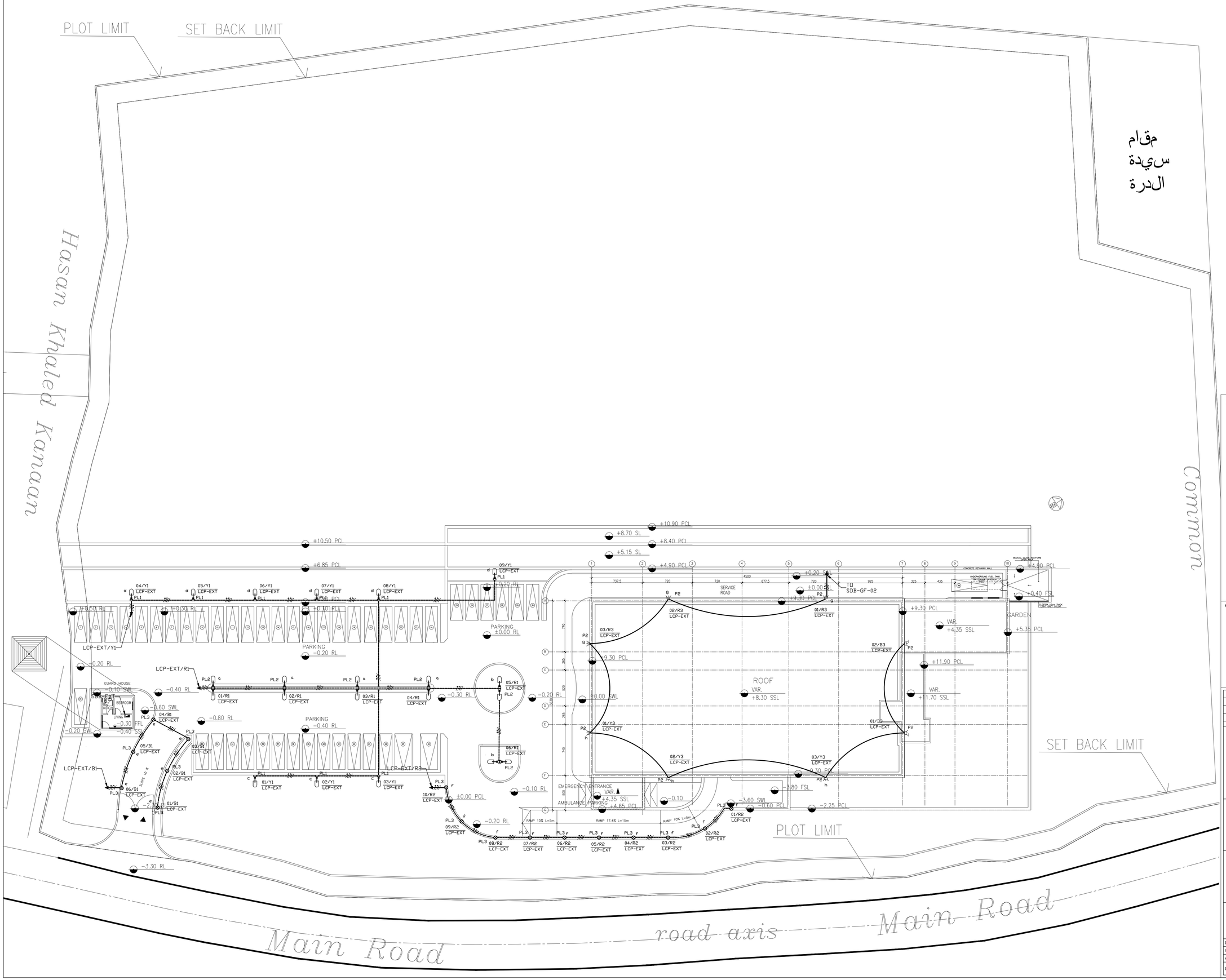

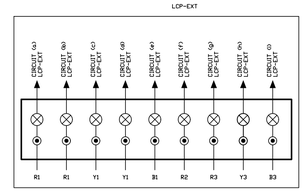

GENERAL NOTES

KEY PLAN:

Rev.	Description	Drawn	Checked	Approved	Date

REPUBLIC OF LEBANON

COUNCIL FOR DEVELOPMENT AND RECONSTRUCTION

CONSULTANT:

ETEC
Established in 1965 - C.R. 16013
P.O.BOX 11-6078 BEIRUT-LEBANON
Tel: 961/1/364304/5 Fax: 1/367747
E-mail : etecsal@cyberia.net.lb
WEB SITE: WWW. etecsal.com

PROJECT:

AKKAR SAHLEH GOVERNMENTAL HOSPITAL
DETAILED FINAL DESIGN
PHASE 5

TITLE:

SITE PLAN - LIGHTING LAYOUT

DRAWN BY:	Name C.F.	Date JULY 2026	Signature	FILE:	ASGH-A36
CHECKED BY:	J.I.	JULY 2026		SIZE:	A1
APPROVED BY:	E.A.J.	JULY 2026		SCALE	1/250
DRAWING NO.:	E36			REVISION	

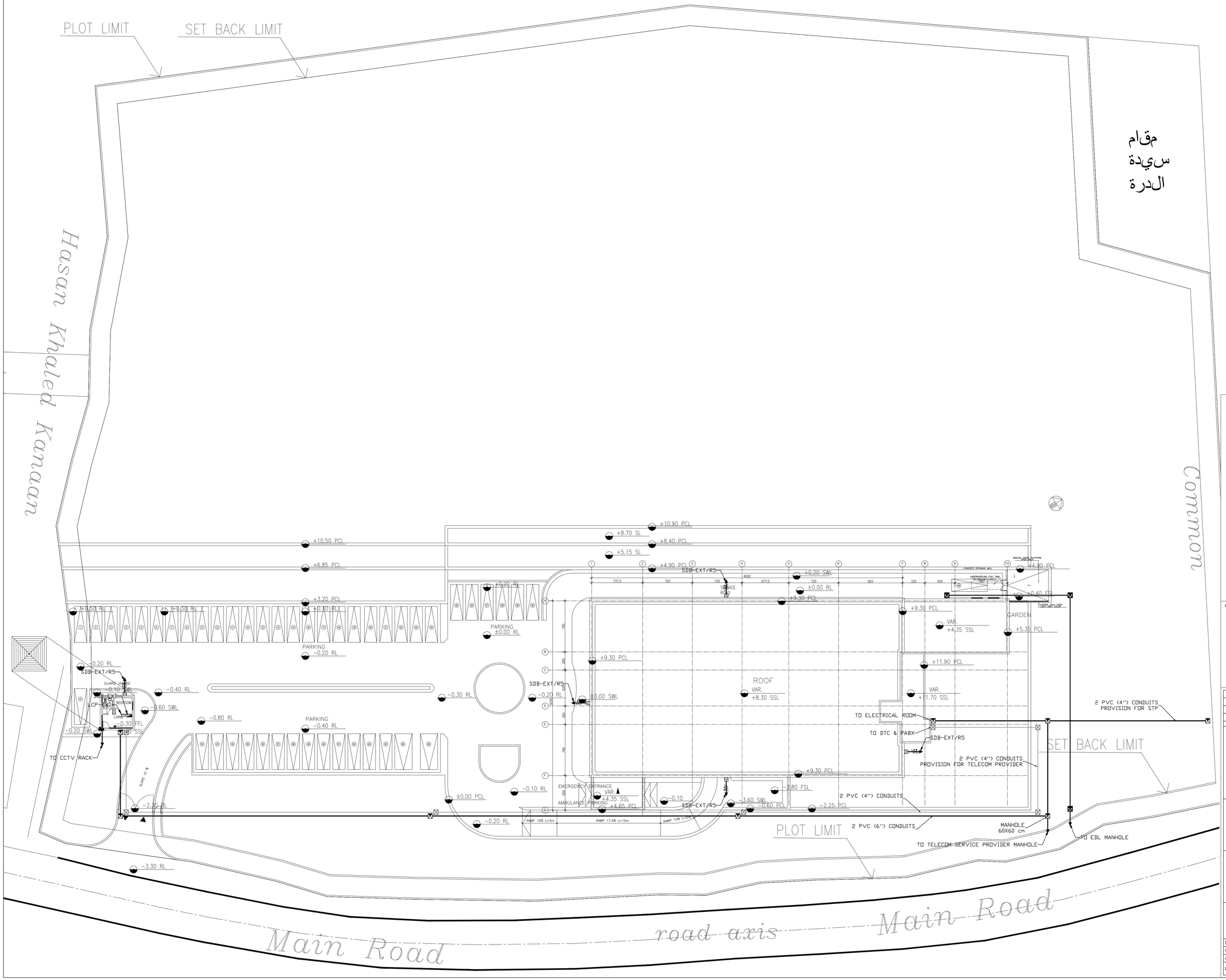

GENERAL NOTES

KEY PLAN:

Rev.	Description	Drawn	Checked	Approved	Date

REPUBLIC OF LEBANON

COUNCIL FOR DEVELOPMENT AND RECONSTRUCTION

CONSULTANT:

ETEC
Established in 1965 - C.R. 16013
P.O.BOX 11-6078 BEIRUT-LEBANON
Tel: 961/1/364304/5 Fax: 1/367747
E-mail : etecsal@cyberia.net.lb
WEB SITE: WWW. etecsal.com

PROJECT:

AKKAR SAHLEH GOVERNMENTAL HOSPITAL
DETAILED FINAL DESIGN
PHASE 5

TITLE: SITE PLAN - EXTERNAL POWER & LOW CURRENT LAYOUT

DRAWN BY:	Name C.F.	Date JULY 2026	Signature	FILE:	ASGH-A37
CHECKED BY:	J.I.	JULY 2026		SIZE:	A1
APPROVED BY:	E.A.J.	JULY 2026		SCALE	1/250
DRAWING NO.:	E37			REVISION	

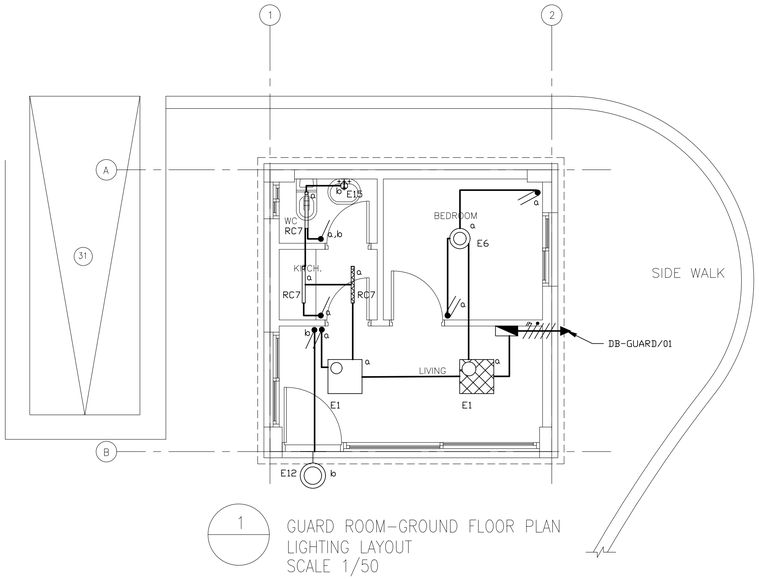

1 GUARD ROOM-GROUND FLOOR PLAN
LIGHTING LAYOUT
SCALE 1/50

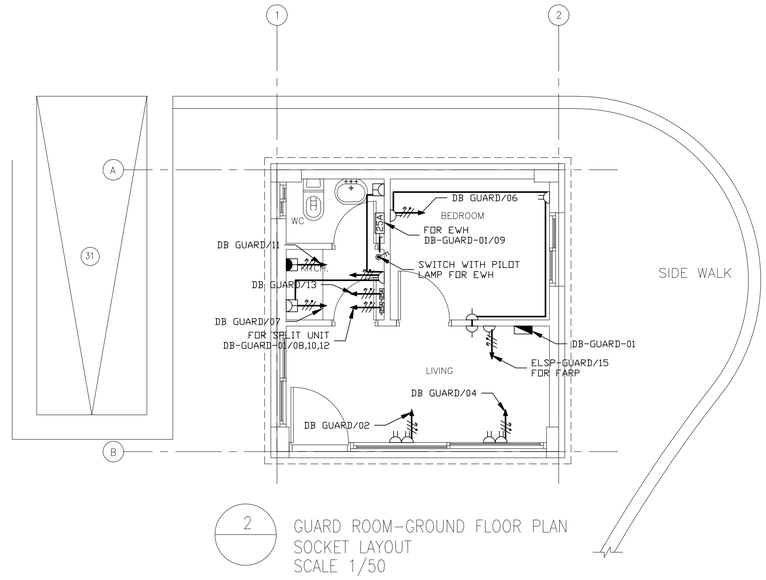

2 GUARD ROOM-GROUND FLOOR PLAN
SOCKET LAYOUT
SCALE 1/50

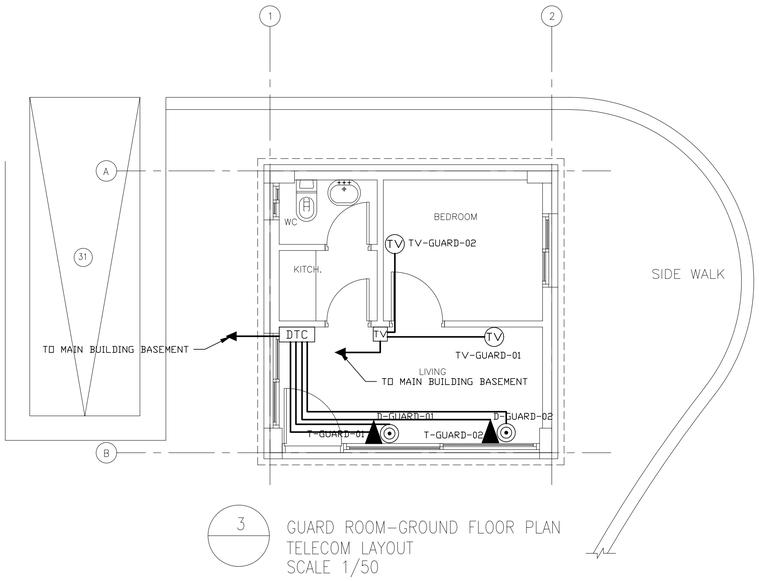

3 GUARD ROOM-GROUND FLOOR PLAN
TELECOM LAYOUT
SCALE 1/50

GENERAL NOTES

KEY PLAN:

Rev.	Description	Drawn	Checked	Approved	Date

REPUBLIC OF LEBANON

COUNCIL FOR DEVELOPMENT AND RECONSTRUCTION

CONSULTANT:

ETEC
Established in 1965 - C.R. 16013
P.O.BOX 11-6078 BEIRUT-LEBANON
Tel: 961/1/364304/5 Fax: 1/367747
E-mail : etecsal@cyberia.net.lb
WEB SITE: WWW. etecsal.com

PROJECT:

AKKAR SAHLEH GOVERNMENTAL HOSPITAL
DETAILED FINAL DESIGN
PHASE 5

TITLE:

GUARD ROOM - ELECTRICAL
LAYOUTS (1/2)

DRAWN BY:	Name C.F.	Date JULY 2026	Signature	FILE:	ASGH-E38
CHECKED BY:	J.I.	JULY 2026		SIZE:	A1
APPROVED BY:	E.A.J.	JULY 2026		SCALE	1/50
DRAWING NO.:	E38			REVISION	00

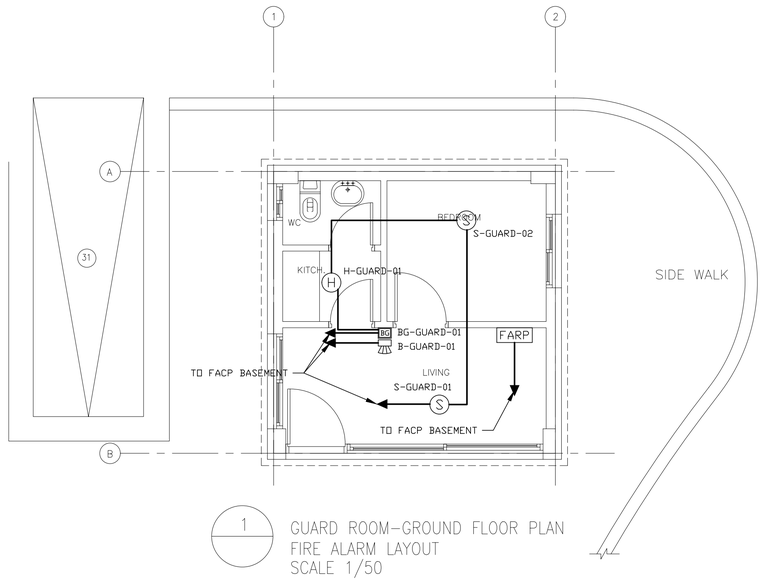

1 GUARD ROOM-GROUND FLOOR PLAN
FIRE ALARM LAYOUT
SCALE 1/50

Project/Building : AKKAR SAHLEH GOVERNMENTAL HOSPITAL

Distribution Board No/Ref : SDB-GUARD-01
Location : Guard Room
Fed From : SMDB-GF-01

Incoming Cable Size / Type : 1 x 4C-10/1C-10E XLPE/PVC 0.6/1KV 3 PHASE 5 WIRES
Voltage Rating : 400V / 230V
Main Breaker Type & Rating 32A 4P MCCB

	CCT Ref No.	MCB, ELCB Rating (Amp)	Cable Size: CCT Wire (mm²)	Cable Size: ECC Wire (mm²)	Cable Rating A (kW)	Circuit Name / Point Reference	No. of Points (Double Single): Number	Type	Number	Type	Number	Type	Cable Type	Circuit Type	Connected Load per Point (VA)	Circuit Load in VA: L1	L2	L3	Circuit Load in VA: L1	L2	L3	Diversity Type	Diversity Factor	Total Demand Load in VA: L1	L2	L3	Remarks
							2	RC1	3	RC7	1	E5			40.00	17.00	35.00											
1	20	4	4		LIGHTING	1	E12								24.00			190.000						LTG	1	190.0			
3	20				SPARE																							
5																												
2	20	4	4		RECEPTACLES			2	DSO				1C	SO	180	360		720.00					SO	0.6	432.00			
4	20	4	4		RECEPTACLES			2	DSO				1C	SO	180	360			720.00				SO	0.6		432.00		
6	20	4	4		RECEPTACLES	3	SSO	1	DSO				1C	SO	180	360				900.00			SO	0.6			540.00	
7	20	4	4		RECEPTACLES	3	SSO						1C	DS	180						540.00		SO	0.6	324.00			
9	20*	4	4		WATER HEATER	1	WH						1C	DS	1600							1600.00	WH	0.6		960.00		
11	20*	4	4		RECEPTACLE	1	SSO						1C	SO	1500								SO	0.6			900.00	
8															4000													
10	20	4C4	4		SPLIT UNIT	1	AC						3C	DS		1333.00							DS	1.0	1333.00			
12																	1333.00			1333.00							1333.00	
13	20*	4	4		HAND DRYER	1	DS						1C	DS	1500						1500.00		DS	0.6	900.00			
15	20	4	4		FARP	1	SSO						1C	SO		500						500.00	SO	0.6		300.00		
17	16	2.5	2.5		FAN	1	SSO						1C	SO			100						DS	1.0			100.00	
14	20				SPARE											0.00											
16	20				SPARE												0.00											
18	20				SPARE													0.00										

GENERAL NOTES

KEY PLAN:

Rev.	Description	Drawn	Checked	Approved	Date

REPUBLIC OF LEBANON

COUNCIL FOR DEVELOPMENT AND RECONSTRUCTION

CONSULTANT:

ETEC
Established in 1965 - C.R. 16013
P.O.BOX 11-5078 BEIRUT-LEBANON
Tel: 961/1/364304/5 Fax: 1/367747
E-mail : etecsal@cyberia.net.lb
WEB SITE: WWW. etecsal.com

PROJECT:

AKKAR SAHLEH GOVERNMENTAL HOSPITAL
DETAILED FINAL DESIGN
PHASE 5

TITLE:

GUARD ROOM - ELECTRICAL LAYOUTS (2/2)

DRAWN BY:	Name C.F.	Date JULY 2026	Signature	FILE:	ASGH-E39
CHECKED BY:	J.I.	JULY 2026		SIZE:	A1
APPROVED BY:	E.A.J.	JULY 2026		SCALE	1/50
DRAWING NO.:	E39			REVISION	00

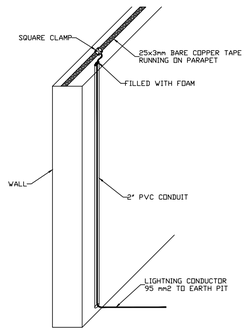

DETAIL ED-EE01
N.T.S.

01 TYPICAL DETAIL FOR LIGHTNING PROTECTION

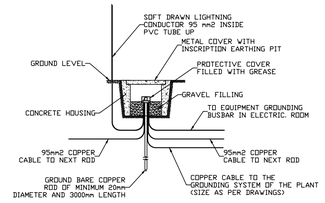

DETAIL ED-EE02
N.T.S.

02 TYPICAL DETAIL FOR LIGHTNING PROTECTION

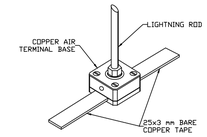

DETAIL ED-EE03
N.T.S.

03 TYPICAL DETAIL FOR LIGHTNING PROTECTION

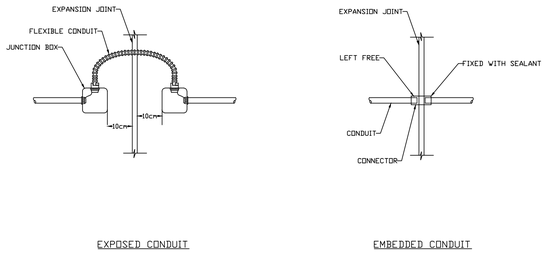

EXPOSED CONDUIT EMBEDDED CONDUIT

DETAIL ED-EE04
N.T.S.

04 CONDUIT CONNECTION AT EXPANSION JOINT

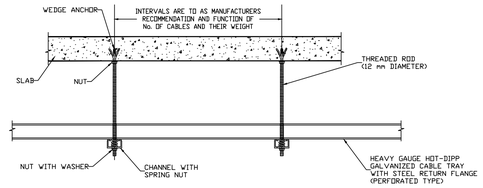

DETAIL ED-EE05
N.T.S.

05 CABLE TRAY FIXING DETAILS

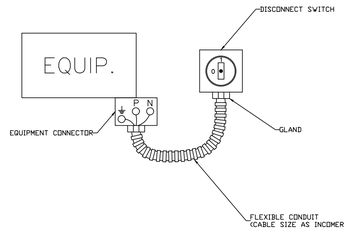

DETAIL ED-EE06
N.T.S.

06 TYPICAL CONNECTION BETWEEN DISCONNECT SWITCH & EQUIPMENT

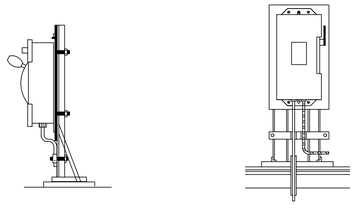

DETAIL ED-EE07
N.T.S.

07 FLOOR MOUNTED DISCONNECT SWITCH

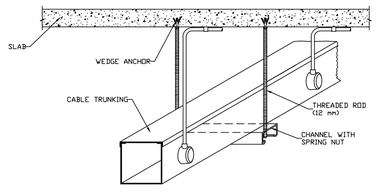

DETAIL ED-EE08
N.T.S.

08 CABLE TRUNKING FIXING DETAIL

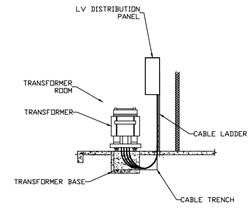

DETAIL ED-EE09
N.T.S.

09 TYPICAL TRANSFORMER INSTALLATION (LV SIDE)

GENERAL NOTES

KEY PLAN:

Rev.	Description	Drawn	Checked	Approved	Date

REPUBLIC OF LEBANON

COUNCIL FOR DEVELOPMENT AND RECONSTRUCTION

CONSULTANT:

ETEC
Established in 1965 - C.R. 16013
P.O.BOX 11-5078 BEIRUT-LEBANON
Tel: 961/1/364304/5 Fax: 1/367747
E-mail : etecsal@cyberia.net.lb
WEB SITE: WWW. etecsal.com

PROJECT:

AKKAR SAHLEH GOVERNMENTAL HOSPITAL
DETAILED FINAL DESIGN
PHASE 5

TITLE:

TYPICAL DETAILS 1/5

DRAWN BY:	Name C.F.	Date JULY 2026	Signature	FILE:	ASGH-E40
CHECKED BY:	J.I.	JULY 2026		SIZE:	A1
APPROVED BY:	E.A.J.	JULY 2026		SCALE	NTS
DRAWING NO.:	E40			REVISION	00

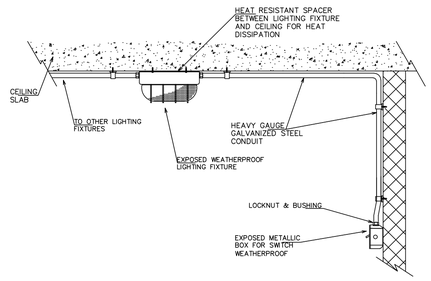

DETAIL ED-EE10
N.T.S.

10 CONNECTION OF LIGHTING FIXTURE EXPOSED WEATHERPROOF INSTALLATION

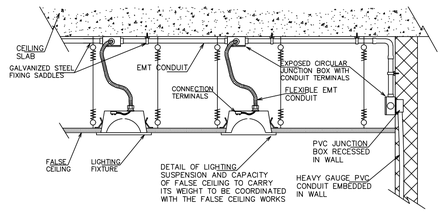

DETAIL ED-EE12
N.T.S.

11 CONNECTION OF LIGHTING FIXTURE RECESSED IN FALSE CEILING

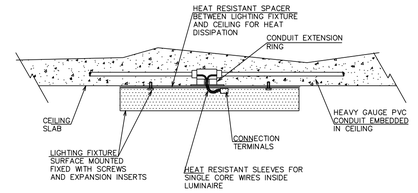

DETAIL ED-EE13
N.T.S.

12 CONNECTION OF LIGHTING FIXTURE SURFACE MOUNTED IN CEILING

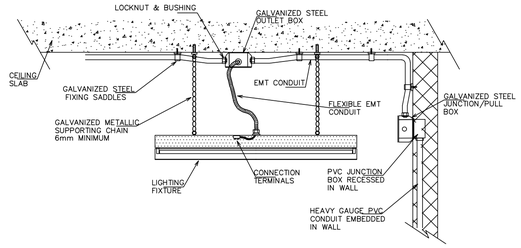

DETAIL ED-EE14
N.T.S.

13 CONNECTION OF LIGHTING FIXTURE SUSPENDED FROM CEILING

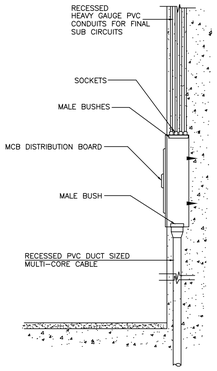

DETAIL ED-EE15
N.T.S.

14 RECESSED MOUNTED SECONDARY PANELBOARD

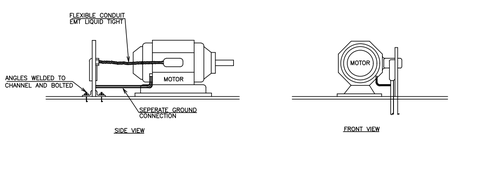

DETAIL ED-EE16
N.T.S.

15 MOTOR CONTROL PANEL IN LINE OF SIGHT

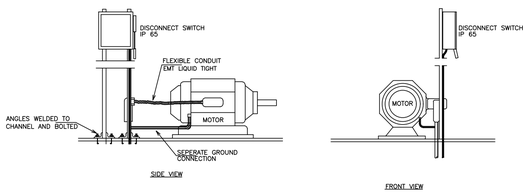

DETAIL ED-EE17
N.T.S.

16 MOTOR CONTROL PANEL NOT IN LINE OF SIGHT

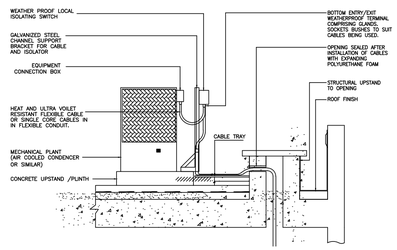

DETAIL ED-EE18
N.T.S.

17 ELECTRICAL SUPPLIES TO ROOF MOUNTED MECHANICAL PLANT

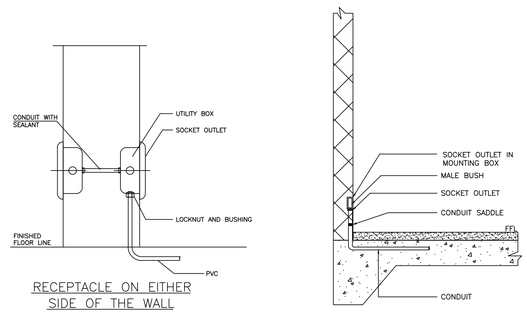

DETAIL ED-EE19
N.T.S.

18 INSULATION OF RECEPTACLE

GENERAL NOTES

KEY PLAN:

Rev.	Description	Drawn	Checked	Approved	Date

REPUBLIC OF LEBANON

COUNCIL FOR DEVELOPMENT AND RECONSTRUCTION

CONSULTANT:

ETEC
Established in 1965 - C.R. 16013
P.O.BOX 11-0078 BEIRUT-LEBANON
Tel: 961/1/364304/5 Fax: 1/367747
E-mail : etecsal@cyberia.net.lb
WEB SITE: WWW. etecsal.com

PROJECT:

AKKAR SAHLEH GOVERNMENTAL HOSPITAL
DETAILED FINAL DESIGN
PHASE 5

TITLE:

TYPICAL DETAILS 2/5

DRAWN BY:	Name C.F.	Date JULY 2026	Signature	FILE:	ASGH-E41
CHECKED BY:	J.I.	JULY 2026		SIZE:	A1
APPROVED BY:	E.A.J.	JULY 2026		SCALE	NTS
DRAWING NO.:	E41			REVISION	00

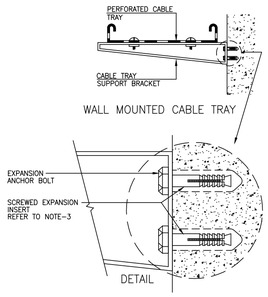

DETAIL ED-EE19
N.T.S.

19 CABLE TRAY WALL MOUNTED

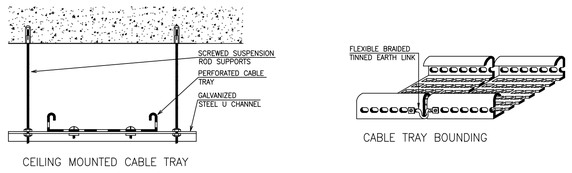

DETAIL ED-EE20
N.T.S.

20 CABLE TRAY SUSPENDED FROM CEILING

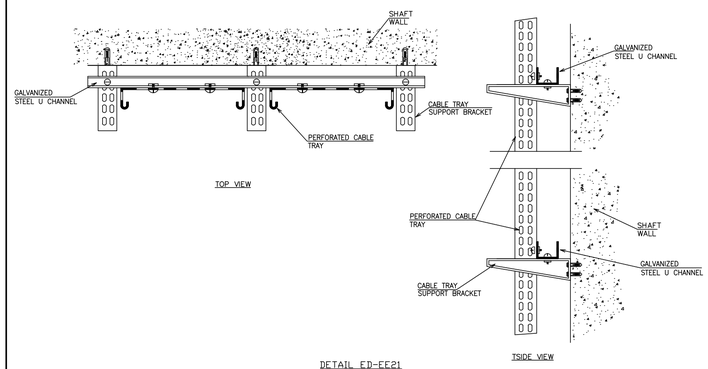

DETAIL ED-EE21
N.T.S.

21 WALL MOUNTED CABLE TRAY IN SHAFT

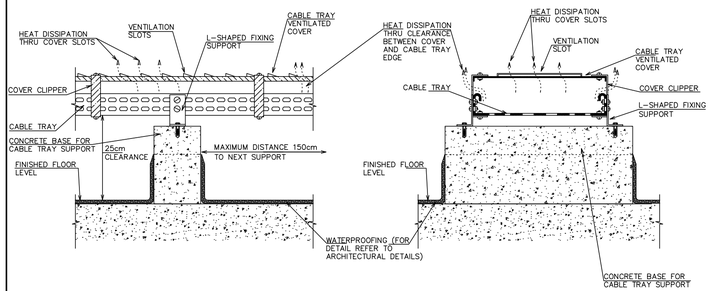

DETAIL ED-EE22
N.T.S.

22 FLOOR MOUNTED CABLE TRAY WITH COVER

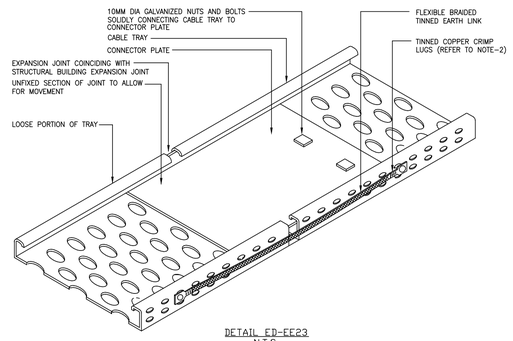

DETAIL ED-EE23
N.T.S.

23 CABLE TRAY CROSSING BUILDING EXPANSION JOINT

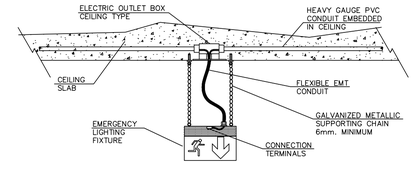

DETAIL ED-EE24
N.T.S.

24 CONNECTION OF EMERGENCY LIGHTING FIXTURE SUSPENDED FROM CEILING (N.T.S.)

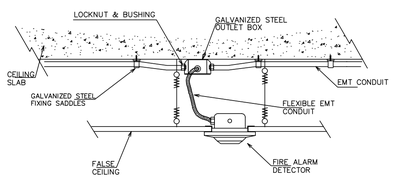

DETAIL ED-EE25
N.T.S.

25 FIRE ALARM DETECTOR CONNECTION

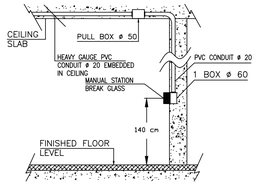

DETAIL ED-EE26
N.T.S.

26 MANUAL STATION BREAK GLASS

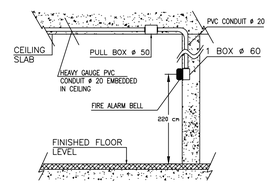

DETAIL ED-EE27
N.T.S.

27 FIRE ALARM BELL

GENERAL NOTES

KEY PLAN:

Rev.	Description	Drawn	Checked	Approved	Date

REPUBLIC OF LEBANON

COUNCIL FOR DEVELOPMENT AND RECONSTRUCTION

CONSULTANT:

ETEC
Established in 1965 - C.R. 16013
P.O.BOX 11-5078 BEIRUT-LEBANON
Tel: 961/1/364304/5 Fax: 1/367747
E-mail : etecsal@cyberia.net.lb
WEB SITE: WWW. etecsal.com

PROJECT:

AKKAR SAHLEH GOVERNMENTAL HOSPITAL
DETAILED FINAL DESIGN
PHASE 5

TITLE:

TYPICAL DETAILS 3/5

DRAWN BY:	Name C.F.	Date JULY 2026	Signature	FILE:	ASGH-E42
CHECKED BY:	J.I.	JULY 2026		SIZE:	A1
APPROVED BY:	E.A.J.	JULY 2026		SCALE	NTS
DRAWING NO.:	E42			REVISION	00

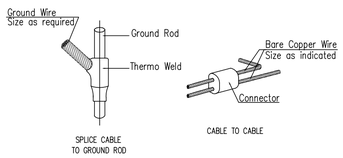

28 GROUNDING CONNECTION

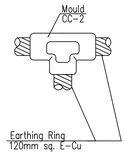

29 EARTHING CONNECTION CADWELD TYPE CC

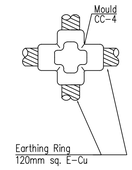

30 EARTHING CONNECTION CADWELD TYPE CC

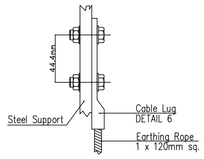

31 WALL MOUNTED CABLE TRAY IN SHAFT

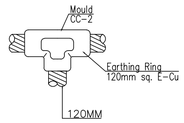

32 WALL MOUNTED CABLE TRAY IN SHAFT

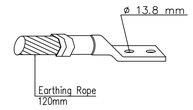

33 CABLE LUG PRESS TYPE (1x120mm SQ. E-CU TINNED)

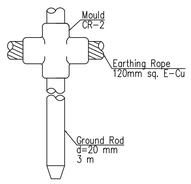

34 CABLE TO EARTH ROD CADWELD CONNECTOR

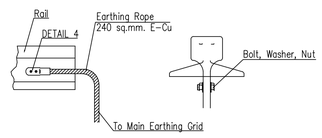

35 TRANSFORMER RAIL EARTHING

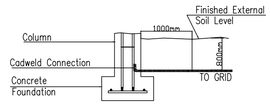

36 COLUMN GROUNDING DETAIL

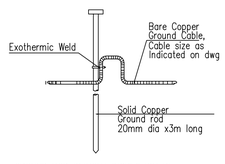

GROUND ROD WITHOUT INSPECTION PIT

37 EARTHING CONNECTION TO GROUND ROD

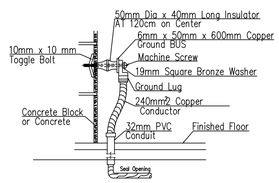

38 GROUND BUS INSTALLATION

GENERAL NOTES

KEY PLAN:

Rev.	Description	Drawn	Checked	Approved	Date

REPUBLIC OF LEBANON

COUNCIL FOR DEVELOPMENT AND RECONSTRUCTION

CONSULTANT:
ETEC
Established in 1965 - C.R. 16013
P.O.BOX 11-5078 BEIRUT-LEBANON
Tel: 961/1/364304/5 Fax: 1/367747
E-mail : etecsal@cyberia.net.lb
WEB SITE: WWW. etecsal.com

PROJECT:

AKKAR SAHLEH GOVERNMENTAL HOSPITAL
DETAILED FINAL DESIGN
PHASE 5

TITLE:

TYPICAL DETAILS 4/5

DRAWN BY:	Name C.F.	Date JULY 2026	Signature	FILE:	ASGH-E43
CHECKED BY:	J.I.	JULY 2026		SIZE:	A1
APPROVED BY:	E.A.J.	JULY 2026		SCALE	NTS
DRAWING NO.:	E43			REVISION	00

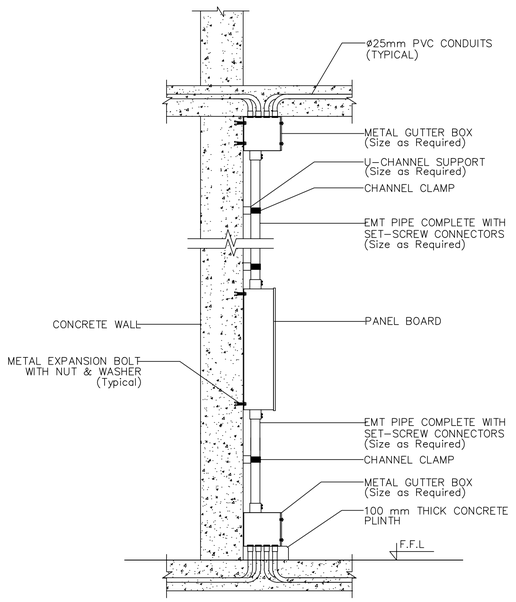

39 SECTIONAL DETAIL FOR SURFACE MOUNTED PANELBOARD INSTALLATION

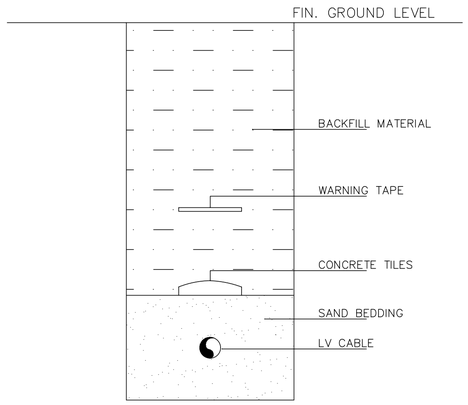

40 TYPICAL ELECTRICAL TRENCH DETAIL

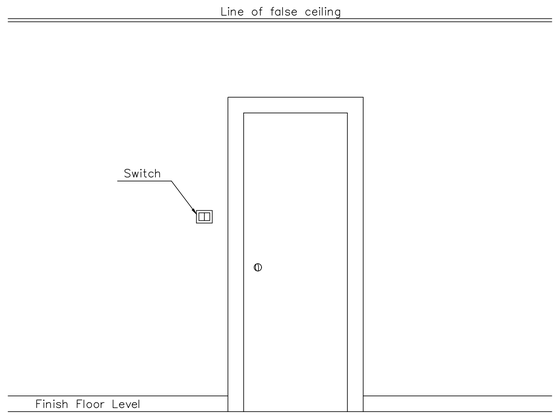

41 GENERAL DETAILS - INTERNAL LIGHTING SWITCH MOUNTING DETAIL

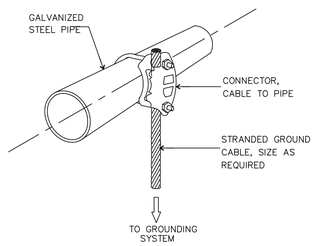

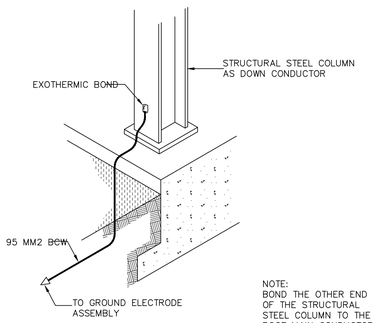

42 GALVANIZED STEEL PIPE GROUNDING DETAIL AND DOWN CONDUCTOR (STRUCTURAL STEEL COLUMN)

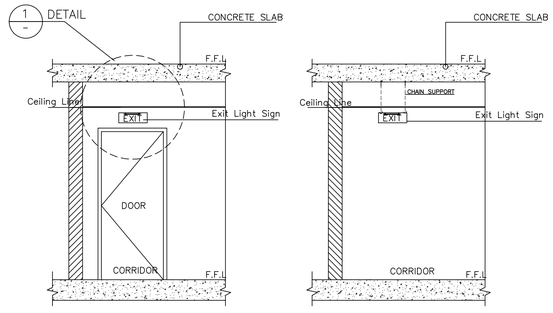

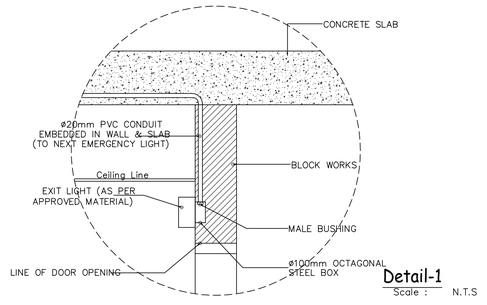

43 TYPICAL INSTALLATION DETAIL OF EXIT LIGHT

GENERAL NOTES

KEY PLAN:

Rev.	Description	Drawn	Checked	Approved	Date

REPUBLIC OF LEBANON

COUNCIL FOR DEVELOPMENT AND RECONSTRUCTION

CONSULTANT:

ETEC
Established in 1965 - C.R. 16013
P.O.BOX 11-5078 BEIRUT-LEBANON
Tel: 961/1/364304/5 Fax: 1/367747
E-mail : etecsal@cyberia.net.lb
WEB SITE: WWW. etecsal.com

PROJECT:

AKKAR SAHLEH GOVERNMENTAL HOSPITAL
DETAILED FINAL DESIGN
PHASE 5

TITLE:

TYPICAL DETAILS 5/5

DRAWN BY:	Name C.F.	Date JULY 2026	Signature	FILE:	ASGH-E44
CHECKED BY:	J.I.	JULY 2026		SIZE:	A1
APPROVED BY:	E.A.J.	JULY 2026		SCALE	NTS
DRAWING NO.:	E44			REVISION	00